

Q1 What school does your child currently attend?If you have more than one child attending an EIPS school or a child who attends classes at more than one EIPS school, complete this survey for each one.

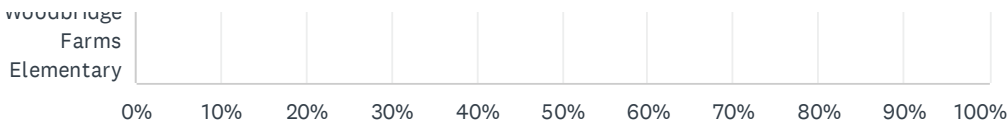
Answered: 125 Skipped: 0



2024-25 EIPS Annual Feedback Survey: For Parents and Caregivers

James Mowat Elementary										
Lakeland Ridge										
Lamont Elementary										
Lamont High										
Mills Haven Elementary										
Mundare School										
Next Step Fort Saskatchewan										
Next Step Sherwood Park										
Next Step Vegreville										
Pine Street Elementary										
Rudolph Hennig Junior High										
Salisbury Composite High										
Sherwood Heights Junior High										
SouthPointe School										
Strathcona Christian Academy...										
Strathcona Christian Academy...										
Uncas Elementary										
Vegreville Composite High										
Wes Hosford Elementary										
Westboro Elementary										
Win Ferguson Elementary										
Woodbridge										

2024-25 EIPS Annual Feedback Survey: For Parents and Caregivers



2024-25 EIPS Annual Feedback Survey: For Parents and Caregivers

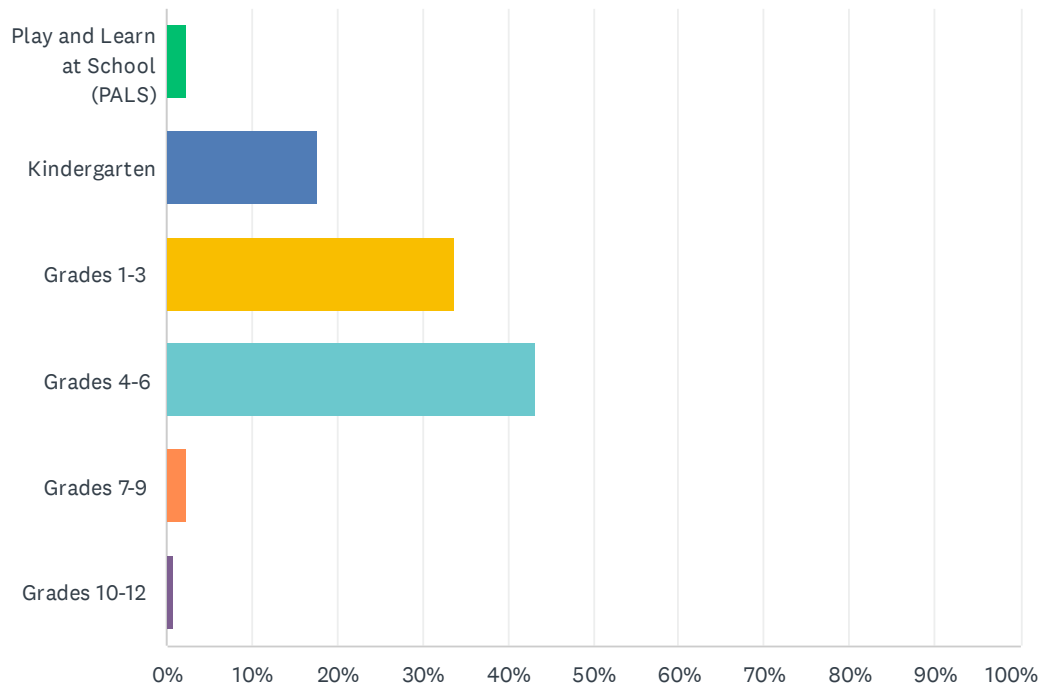
ANSWER CHOICES	RESPONSES	
A.L. Horton Elementary	0.00%	0
Ardrossan Elementary	100.00%	125
Ardrossan Junior Senior High	0.00%	0
Bev Facey Community High	0.00%	0
Brentwood Elementary	0.00%	0
Bruderheim School	0.00%	0
Clover Bar Junior High	0.00%	0
Davidson Creek Elementary	0.00%	0
École Campbelltown	0.00%	0
École Parc Élémentaire	0.00%	0
F.R. Haythorne Junior High	0.00%	0
Fort Saskatchewan Christian	0.00%	0
Fort Saskatchewan Elementary	0.00%	0
Fort Saskatchewan High	0.00%	0
Fultonvale Elementary Junior High	0.00%	0
Glen Allan Elementary	0.00%	0
Heritage Hills Elementary	0.00%	0
James Mowat Elementary	0.00%	0
Lakeland Ridge	0.00%	0
Lamont Elementary	0.00%	0
Lamont High	0.00%	0
Mills Haven Elementary	0.00%	0
Mundare School	0.00%	0
Next Step Fort Saskatchewan	0.00%	0
Next Step Sherwood Park	0.00%	0
Next Step Vegreville	0.00%	0
Pine Street Elementary	0.00%	0
Rudolph Hennig Junior High	0.00%	0
Salisbury Composite High	0.00%	0
Sherwood Heights Junior High	0.00%	0
SouthPointe School	0.00%	0
Strathcona Christian Academy Elementary	0.00%	0

2024-25 EIPS Annual Feedback Survey: For Parents and Caregivers

Strathcona Christian Academy Secondary	0.00%	0
Uncas Elementary	0.00%	0
Vegreville Composite High	0.00%	0
Wes Hosford Elementary	0.00%	0
Westboro Elementary	0.00%	0
Win Ferguson Elementary	0.00%	0
Woodbridge Farms Elementary	0.00%	0
TOTAL		125

Q2 What grade is your child currently in?

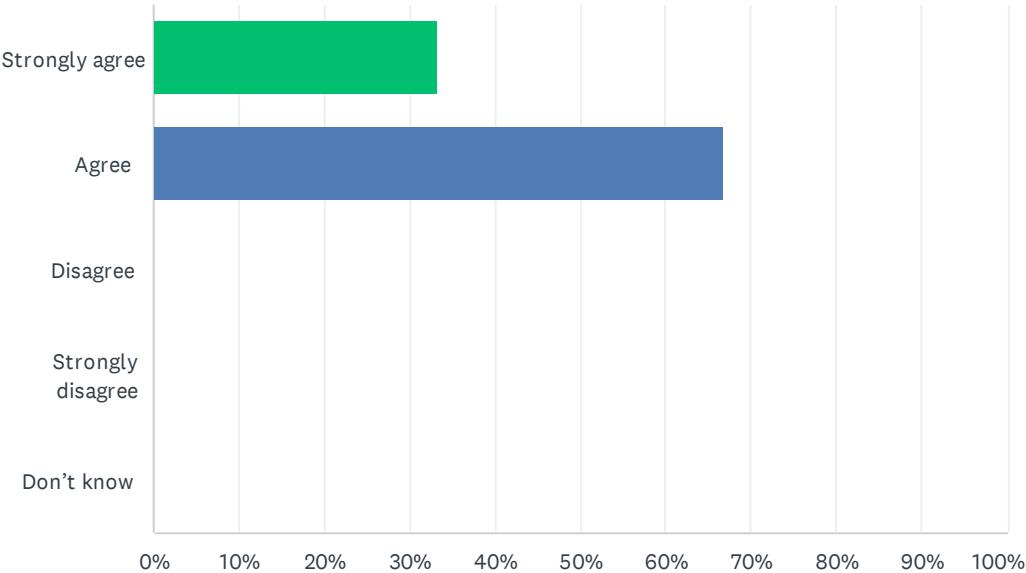
Answered: 125 Skipped: 0



ANSWER CHOICES	RESPONSES	
Play and Learn at School (PALS)	2.40%	3
Kindergarten	17.60%	22
Grades 1-3	33.60%	42
Grades 4-6	43.20%	54
Grades 7-9	2.40%	3
Grades 10-12	0.80%	1
TOTAL		125

Q3 As a result of being in the Play and Learn at School (PALS) program, my child’s demonstrating growth in their development.

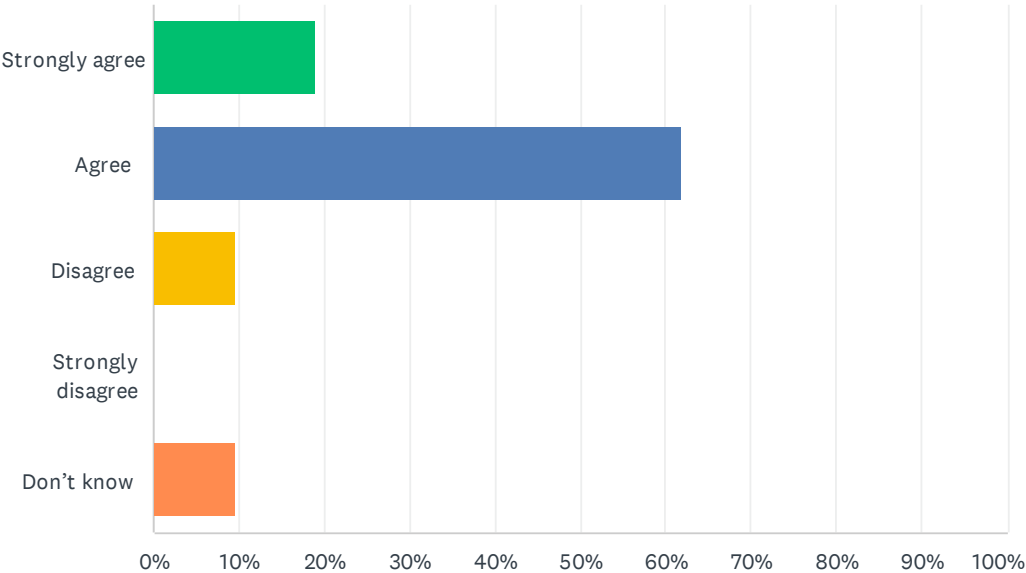
Answered: 3 Skipped: 122



ANSWER CHOICES	RESPONSES	
Strongly agree	33.33%	1
Agree	66.67%	2
Disagree	0.00%	0
Strongly disagree	0.00%	0
Don't know	0.00%	0
TOTAL		3

Q4 As a result of being in the kindergarten program, my child’s becoming ready to enter Grade 1.

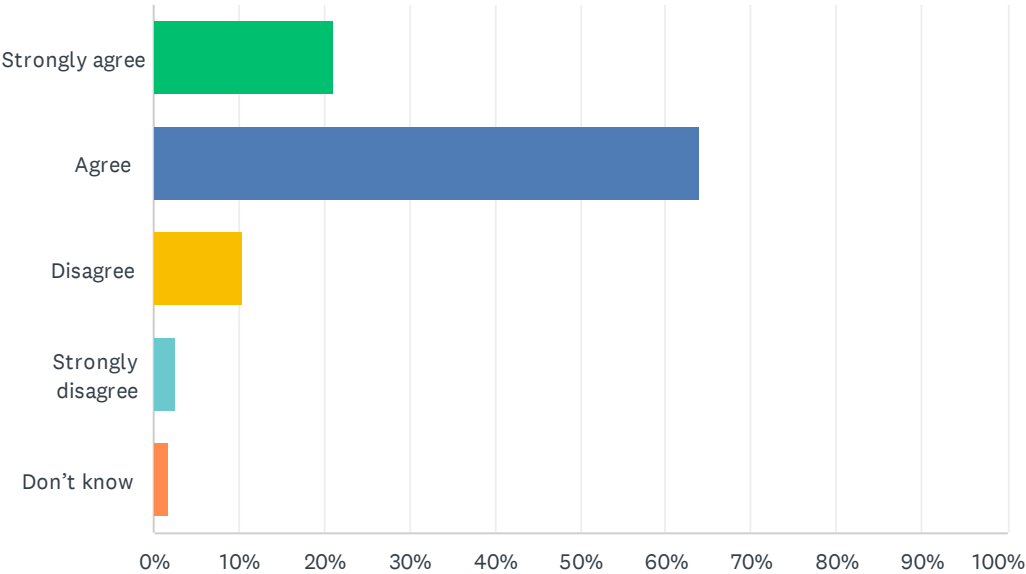
Answered: 21 Skipped: 104



ANSWER CHOICES	RESPONSES	
Strongly agree	19.05%	4
Agree	61.90%	13
Disagree	9.52%	2
Strongly disagree	0.00%	0
Don't know	9.52%	2
TOTAL		21

Q5 My child's individual needs are met.

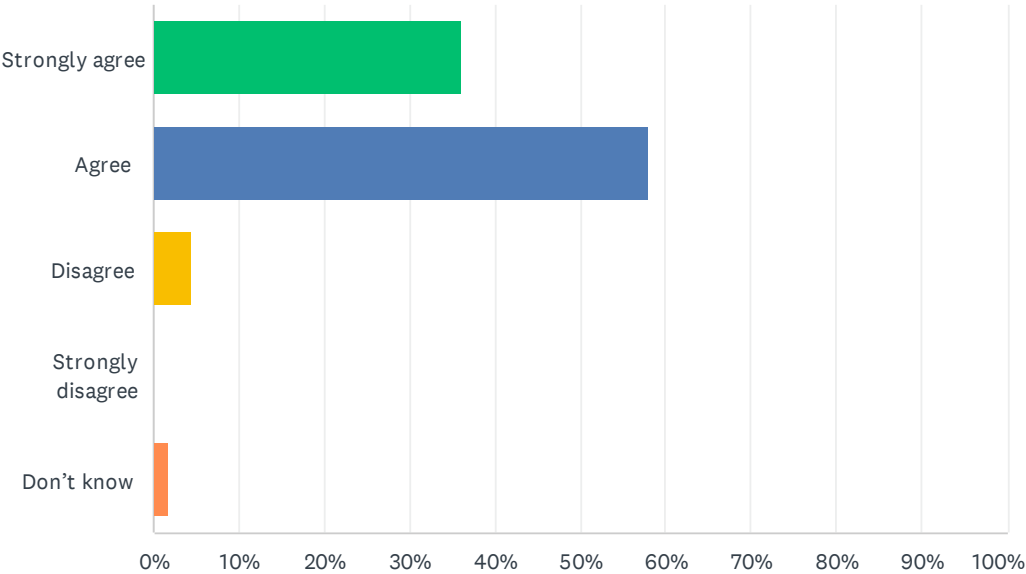
Answered: 114 Skipped: 11



ANSWER CHOICES	RESPONSES	
Strongly agree	21.05%	24
Agree	64.04%	73
Disagree	10.53%	12
Strongly disagree	2.63%	3
Don't know	1.75%	2
TOTAL		114

Q6 My child's encouraged to do their best.

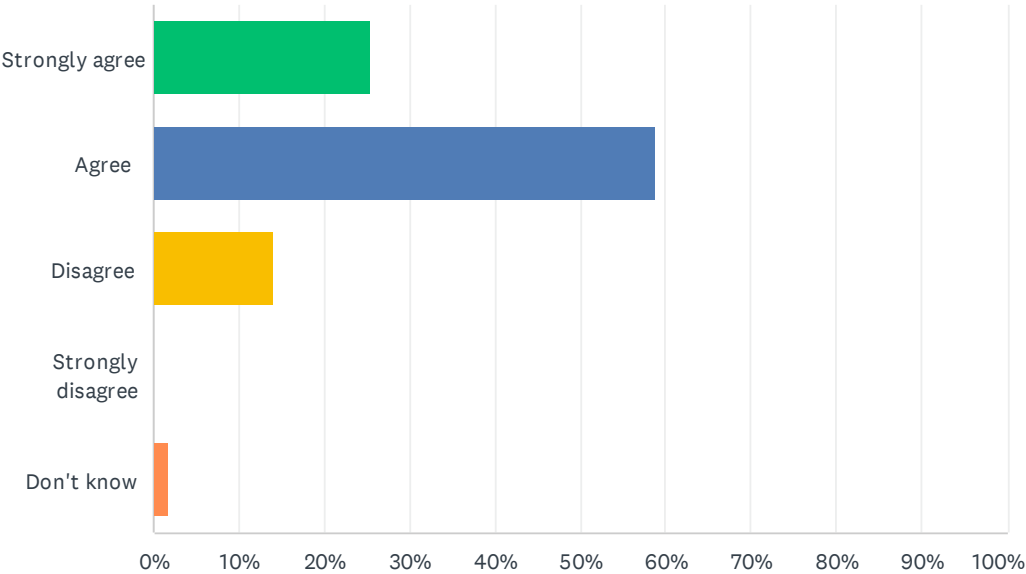
Answered: 114 Skipped: 11



ANSWER CHOICES	RESPONSES	
Strongly agree	35.96%	41
Agree	57.89%	66
Disagree	4.39%	5
Strongly disagree	0.00%	0
Don't know	1.75%	2
TOTAL		114

Q7 My child's demonstrating growth in literacy.

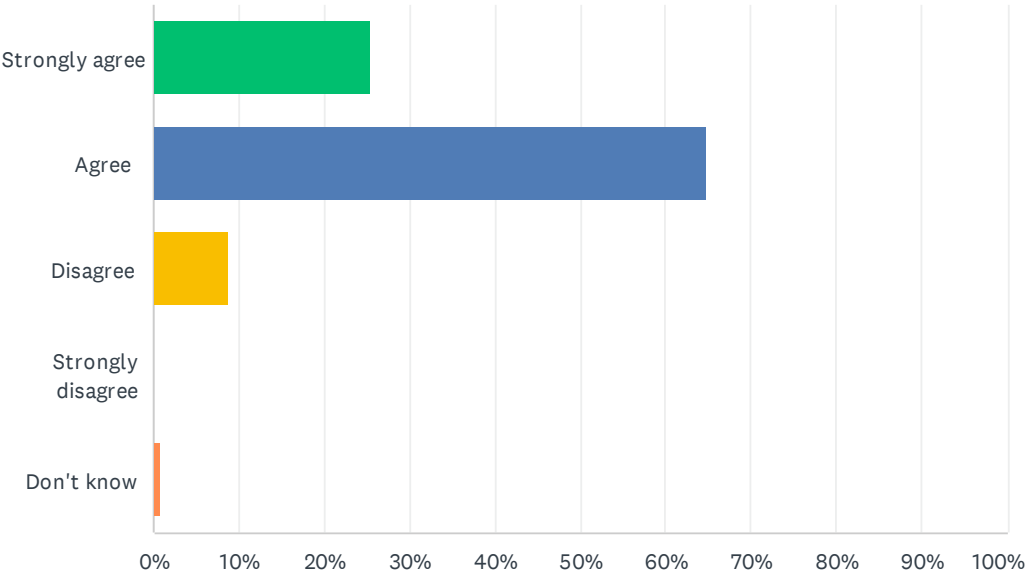
Answered: 114 Skipped: 11



ANSWER CHOICES	RESPONSES	
Strongly agree	25.44%	29
Agree	58.77%	67
Disagree	14.04%	16
Strongly disagree	0.00%	0
Don't know	1.75%	2
TOTAL		114

Q8 My child's demonstrating growth in numeracy.

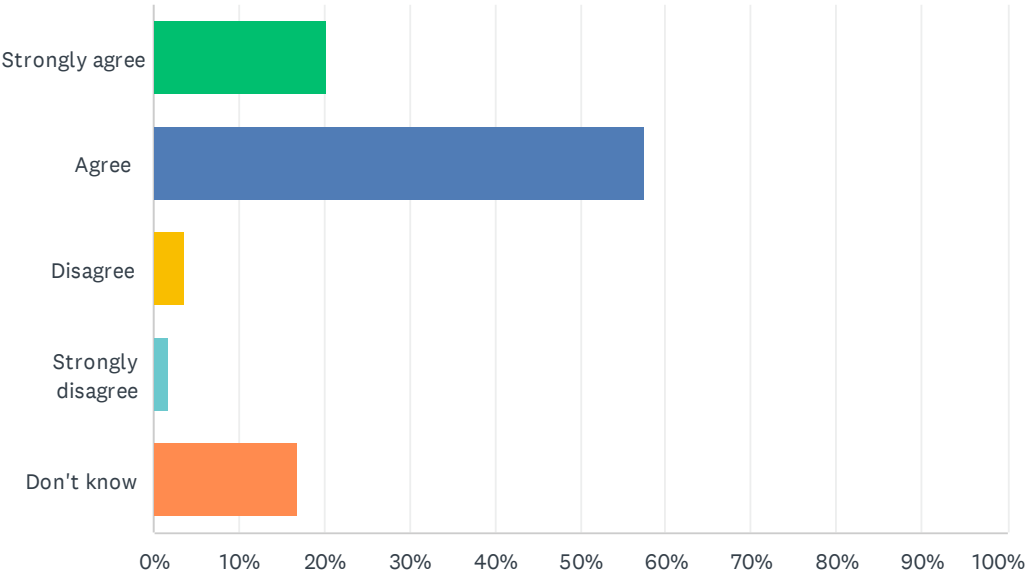
Answered: 114 Skipped: 11



ANSWER CHOICES	RESPONSES	
Strongly agree	25.44%	29
Agree	64.91%	74
Disagree	8.77%	10
Strongly disagree	0.00%	0
Don't know	0.88%	1
TOTAL		114

Q9 My child has an understanding of First Nations, Métis and Inuit culture and history.

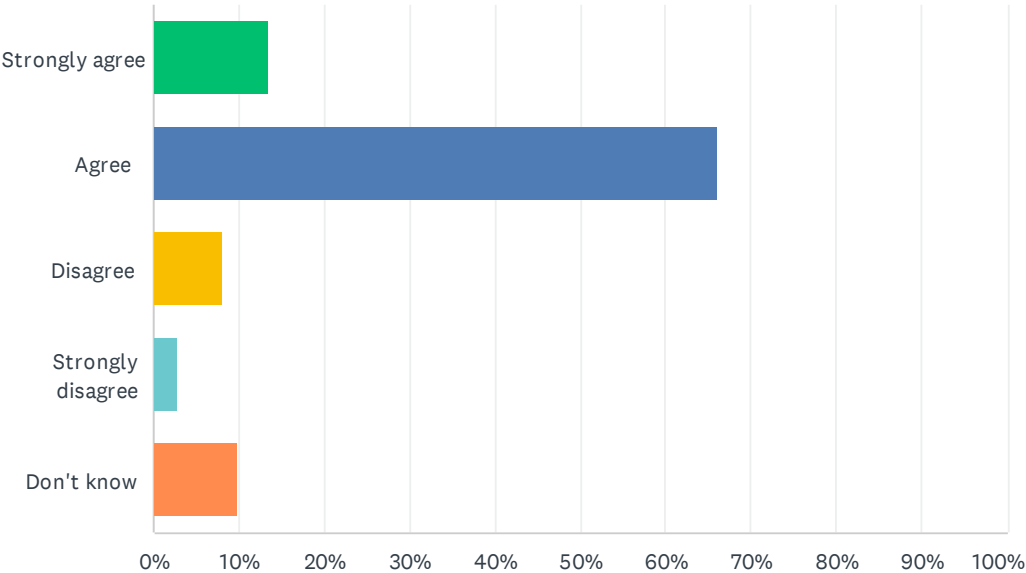
Answered: 113 Skipped: 12



ANSWER CHOICES	RESPONSES	
Strongly agree	20.35%	23
Agree	57.52%	65
Disagree	3.54%	4
Strongly disagree	1.77%	2
Don't know	16.81%	19
TOTAL		113

Q10 My child's learning the knowledge, skills and attitudes necessary to be successful in life.

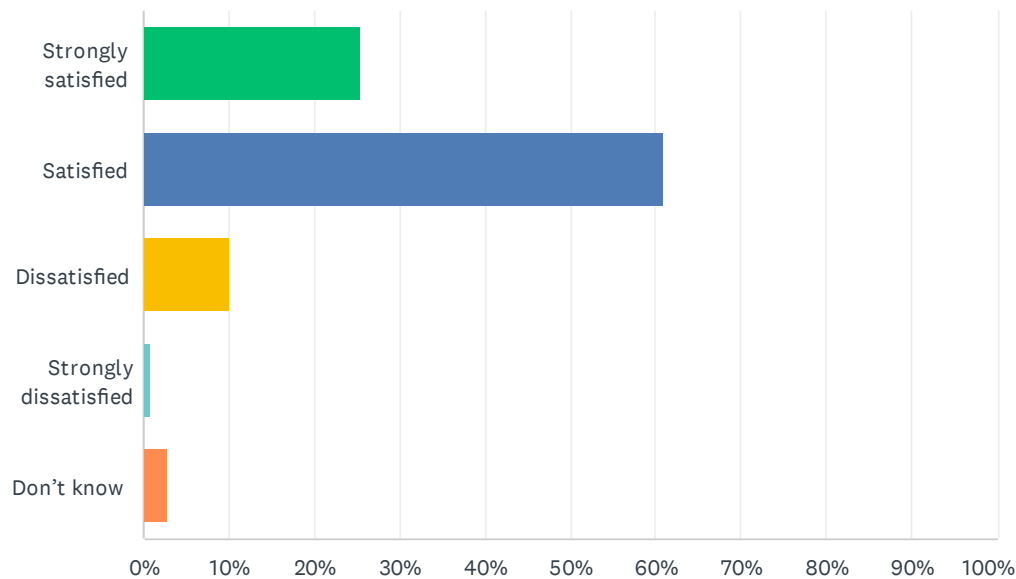
Answered: 112 Skipped: 13



ANSWER CHOICES	RESPONSES	
Strongly agree	13.39%	15
Agree	66.07%	74
Disagree	8.04%	9
Strongly disagree	2.68%	3
Don't know	9.82%	11
TOTAL		112

Q11 How satisfied are you with the quality of education your child's receiving at school?

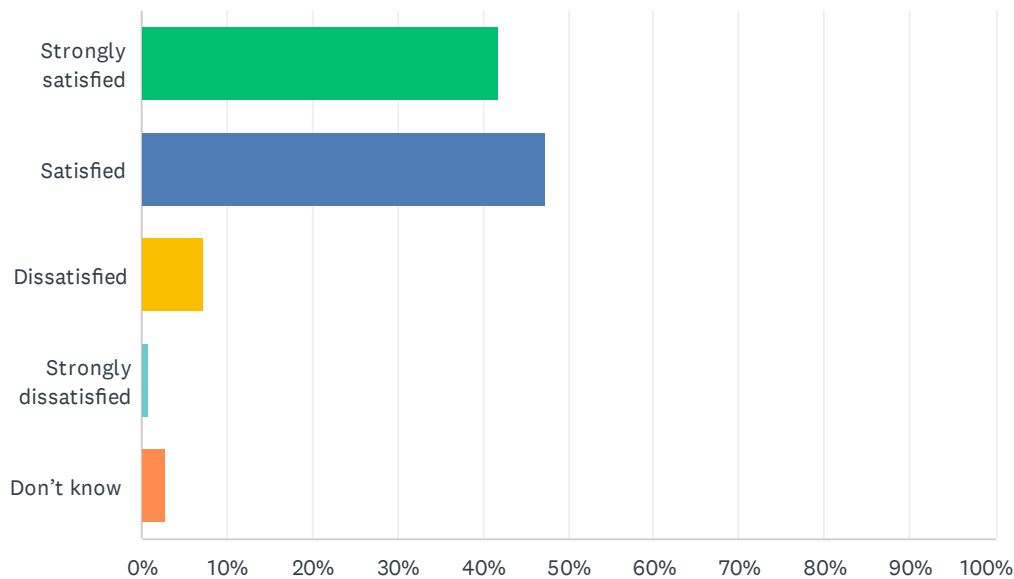
Answered: 110 Skipped: 15



ANSWER CHOICES	RESPONSES	
Strongly satisfied	25.45%	28
Satisfied	60.91%	67
Dissatisfied	10.00%	11
Strongly dissatisfied	0.91%	1
Don't know	2.73%	3
TOTAL		110

Q12 How satisfied are you with the quality of teaching at your child’s school?

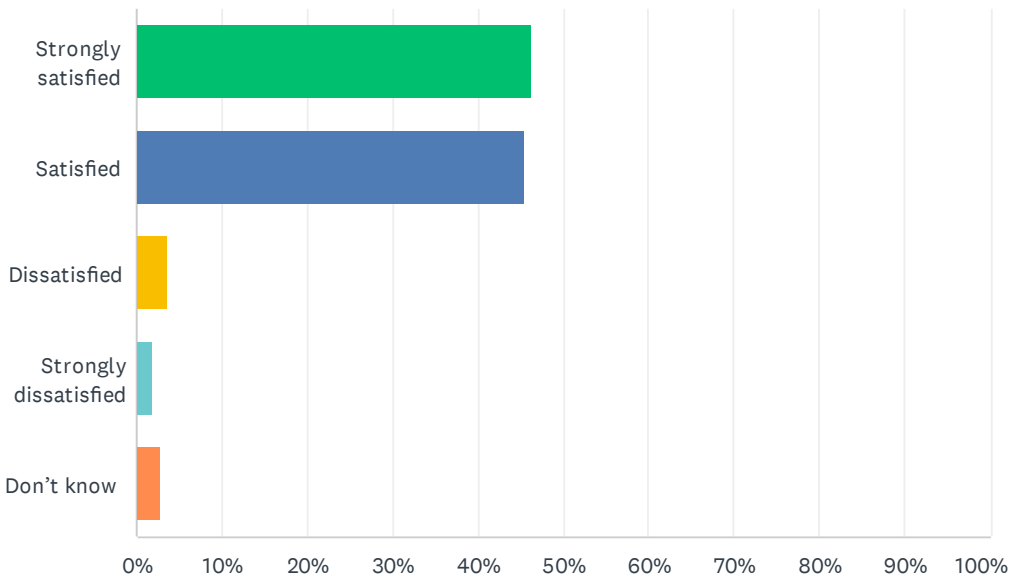
Answered: 110 Skipped: 15



ANSWER CHOICES	RESPONSES	
Strongly satisfied	41.82%	46
Satisfied	47.27%	52
Dissatisfied	7.27%	8
Strongly dissatisfied	0.91%	1
Don't know	2.73%	3
TOTAL		110

Q13 How satisfied are you with the leadership at your child's school?

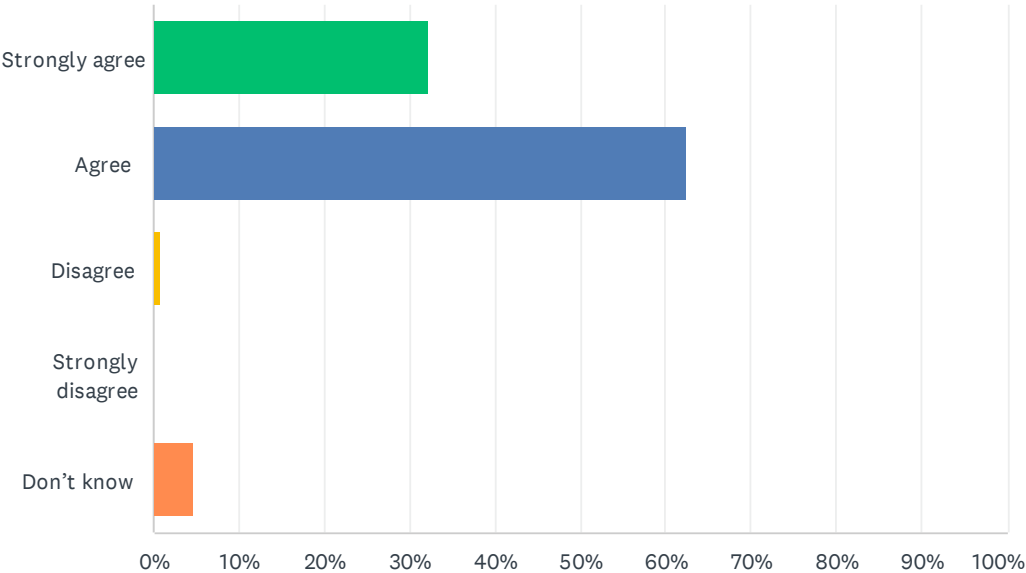
Answered: 110 Skipped: 15



ANSWER CHOICES	RESPONSES	
Strongly satisfied	46.36%	51
Satisfied	45.45%	50
Dissatisfied	3.64%	4
Strongly dissatisfied	1.82%	2
Don't know	2.73%	3
TOTAL		110

Q14 My child’s school encourages my child to be a responsible, respectful and engaged citizen.

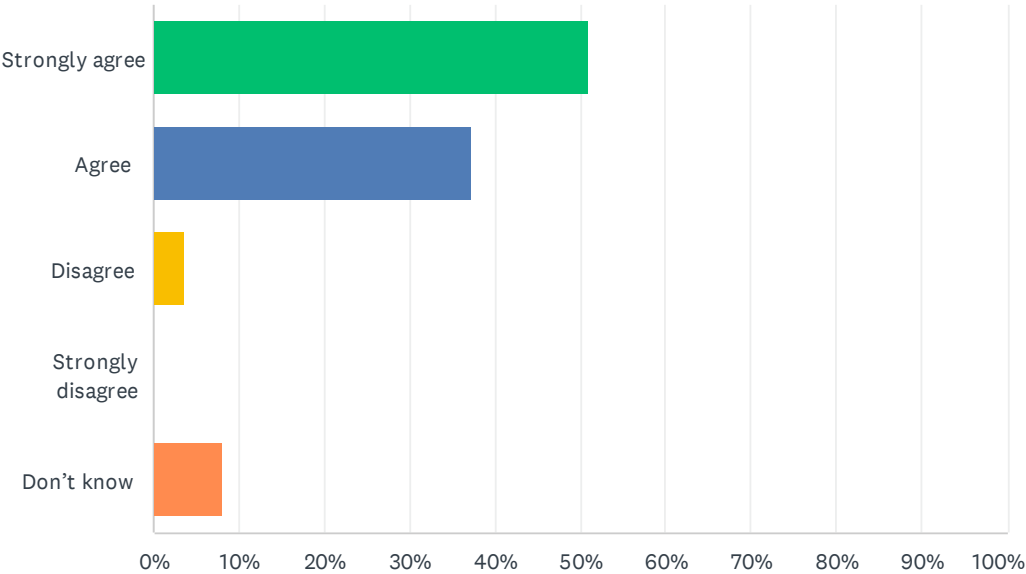
Answered: 109 Skipped: 16



ANSWER CHOICES	RESPONSES	
Strongly agree	32.11%	35
Agree	62.39%	68
Disagree	0.92%	1
Strongly disagree	0.00%	0
Don't know	4.59%	5
TOTAL		109

Q15 School staff care about my child.

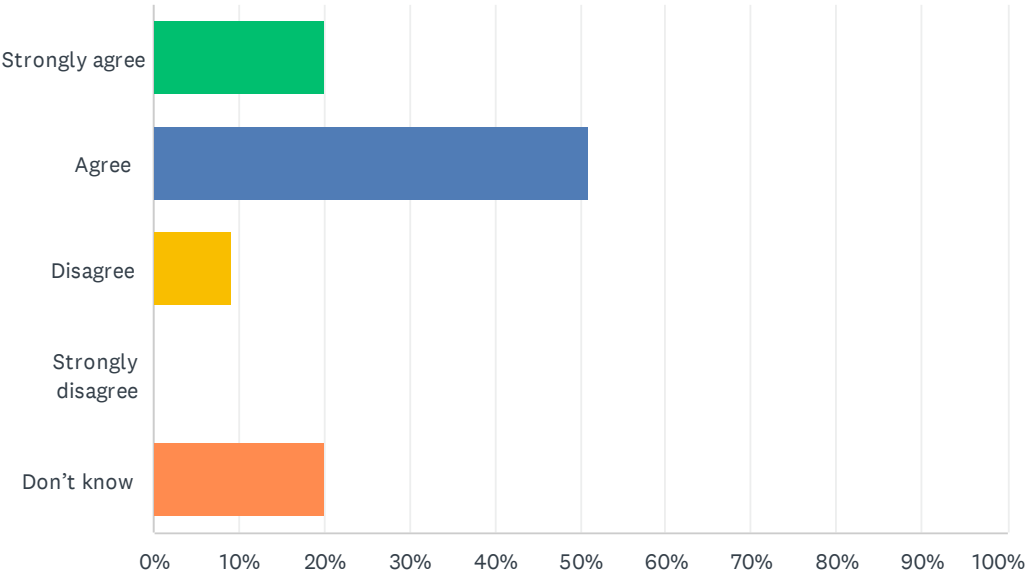
Answered: 110 Skipped: 15



ANSWER CHOICES	RESPONSES	
Strongly agree	50.91%	56
Agree	37.27%	41
Disagree	3.64%	4
Strongly disagree	0.00%	0
Don't know	8.18%	9
TOTAL		110

Q16 My child’s school handles discipline fairly and reasonably.

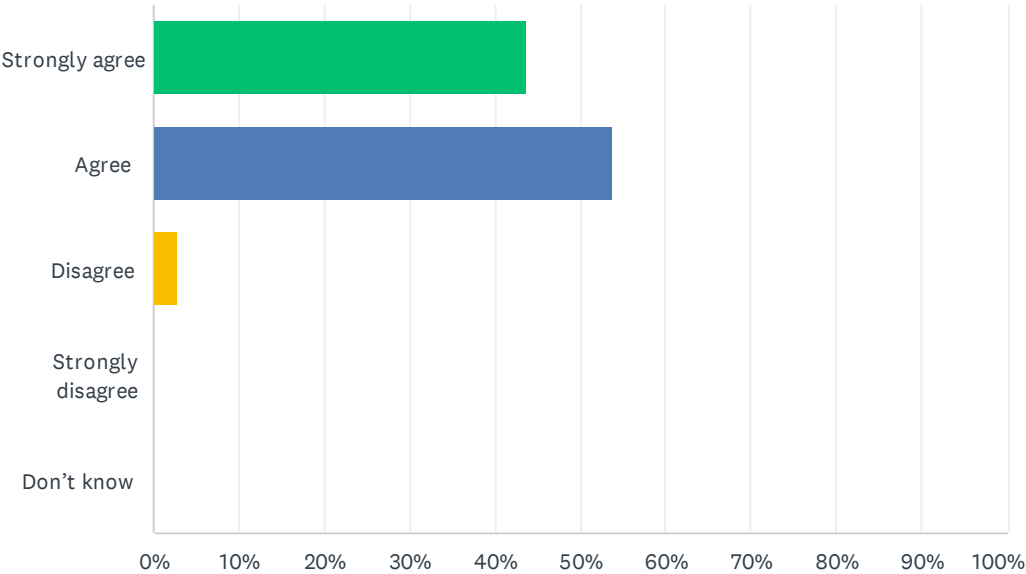
Answered: 110 Skipped: 15



ANSWER CHOICES	RESPONSES	
Strongly agree	20.00%	22
Agree	50.91%	56
Disagree	9.09%	10
Strongly disagree	0.00%	0
Don't know	20.00%	22
TOTAL		110

Q17 My child's school is safe.

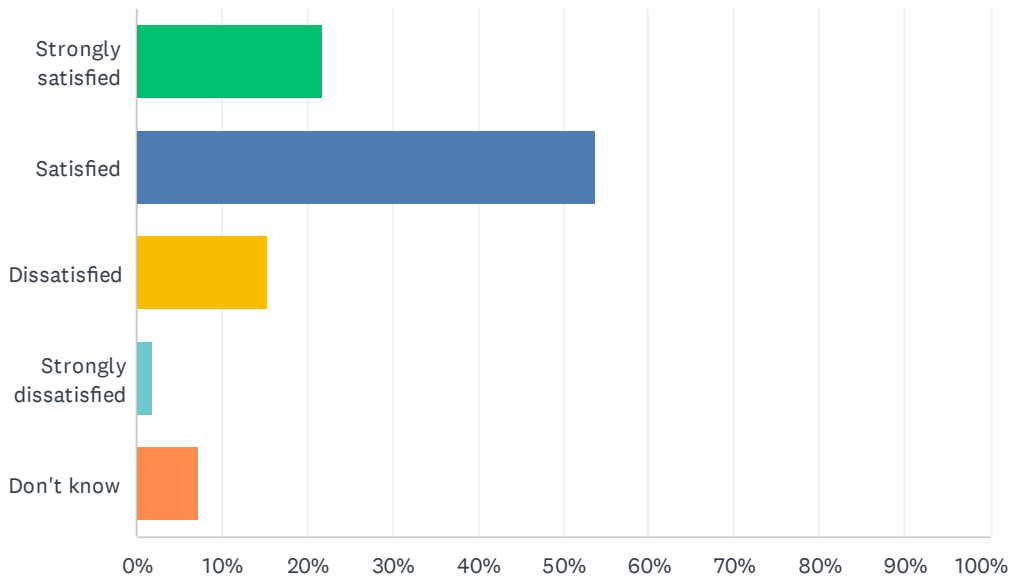
Answered: 110 Skipped: 15



ANSWER CHOICES	RESPONSES	
Strongly agree	43.64%	48
Agree	53.64%	59
Disagree	2.73%	3
Strongly disagree	0.00%	0
Don't know	0.00%	0
TOTAL		110

Q18 How satisfied are you with the resources available to support your child's learning?

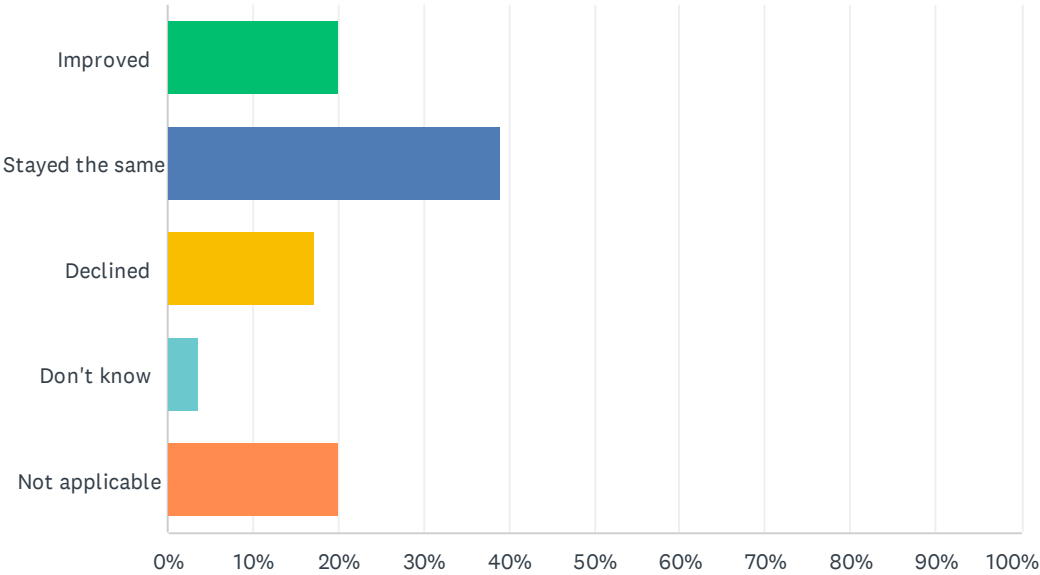
Answered: 110 Skipped: 15



ANSWER CHOICES	RESPONSES	
Strongly satisfied	21.82%	24
Satisfied	53.64%	59
Dissatisfied	15.45%	17
Strongly dissatisfied	1.82%	2
Don't know	7.27%	8
TOTAL		110

Q19 In your opinion, has the quality of education your child's experienced improved, stayed the same or declined in the past three years?

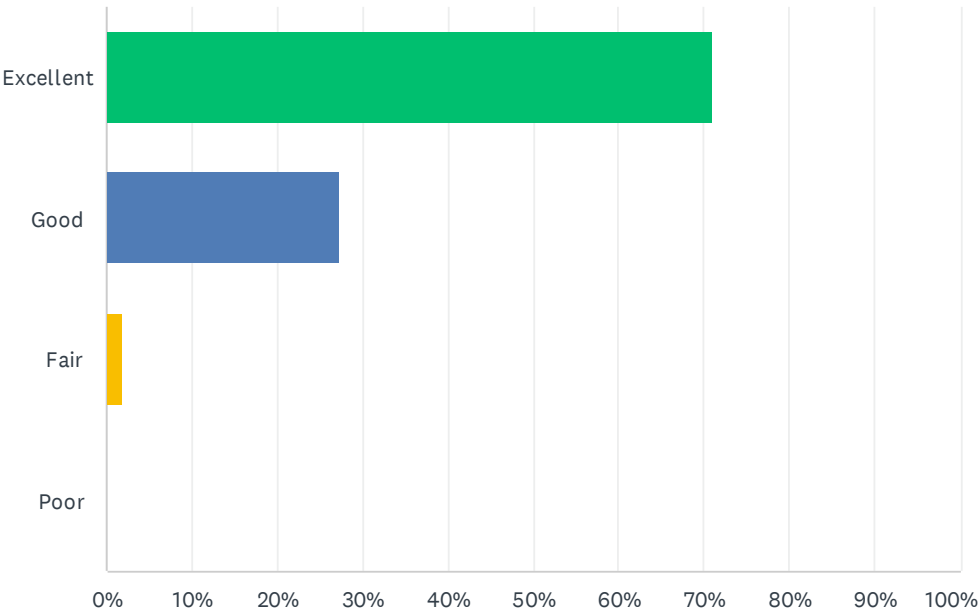
Answered: 110 Skipped: 15



ANSWER CHOICES	RESPONSES	
Improved	20.00%	22
Stayed the same	39.09%	43
Declined	17.27%	19
Don't know	3.64%	4
Not applicable	20.00%	22
TOTAL		110

Q20 How do you rate the physical condition of your child's school?

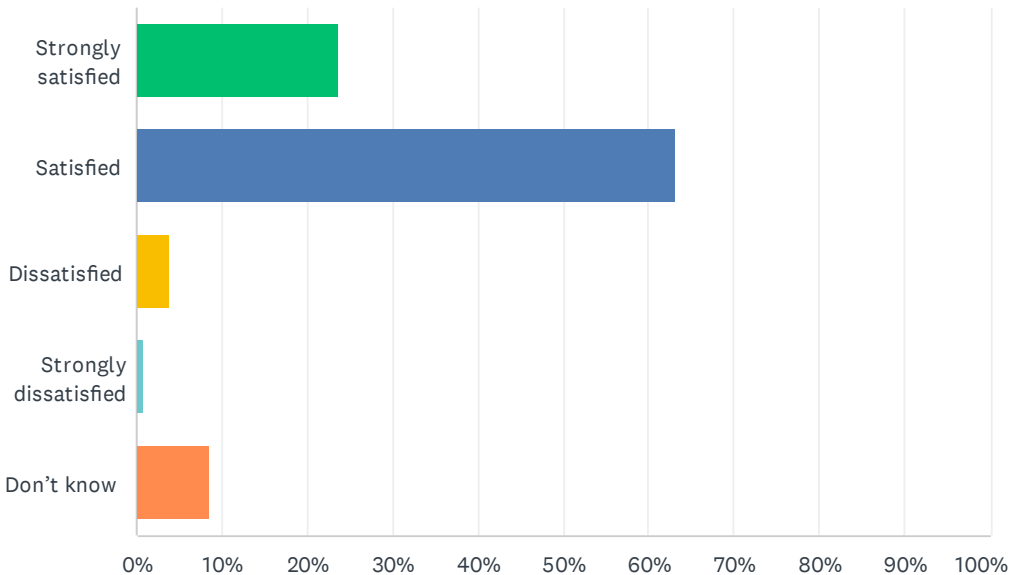
Answered: 110 Skipped: 15



ANSWER CHOICES	RESPONSES	
Excellent	70.91%	78
Good	27.27%	30
Fair	1.82%	2
Poor	0.00%	0
TOTAL		110

Q21 How satisfied are you with the opportunities provided to be involved in your child's education?Refer to the EIPS Parent Engagement overview for examples of involvement and engagement opportunities that help support student success.

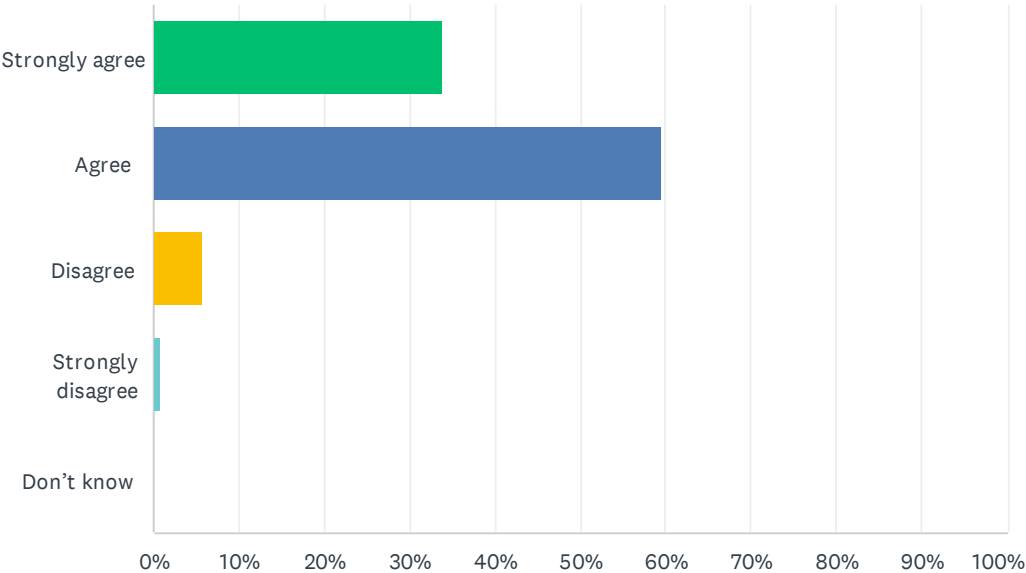
Answered: 106 Skipped: 19



ANSWER CHOICES	RESPONSES	
Strongly satisfied	23.58%	25
Satisfied	63.21%	67
Dissatisfied	3.77%	4
Strongly dissatisfied	0.94%	1
Don't know	8.49%	9
TOTAL		106

Q22 The school keeps me informed about my child's progress and achievement.

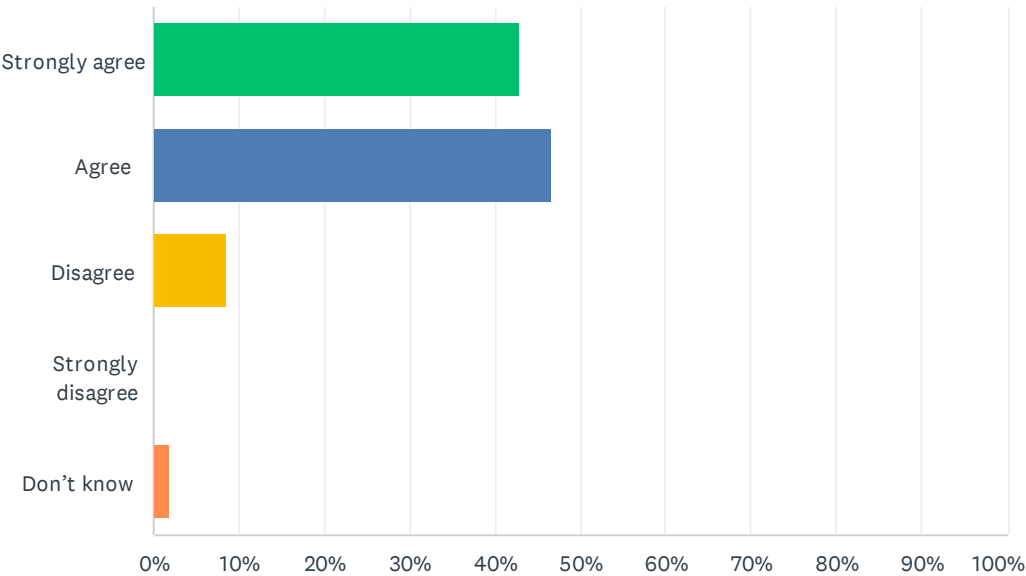
Answered: 106 Skipped: 19



ANSWER CHOICES	RESPONSES	
Strongly agree	33.96%	36
Agree	59.43%	63
Disagree	5.66%	6
Strongly disagree	0.94%	1
Don't know	0.00%	0
TOTAL		106

Q23 There is open and honest communication within my child's school.

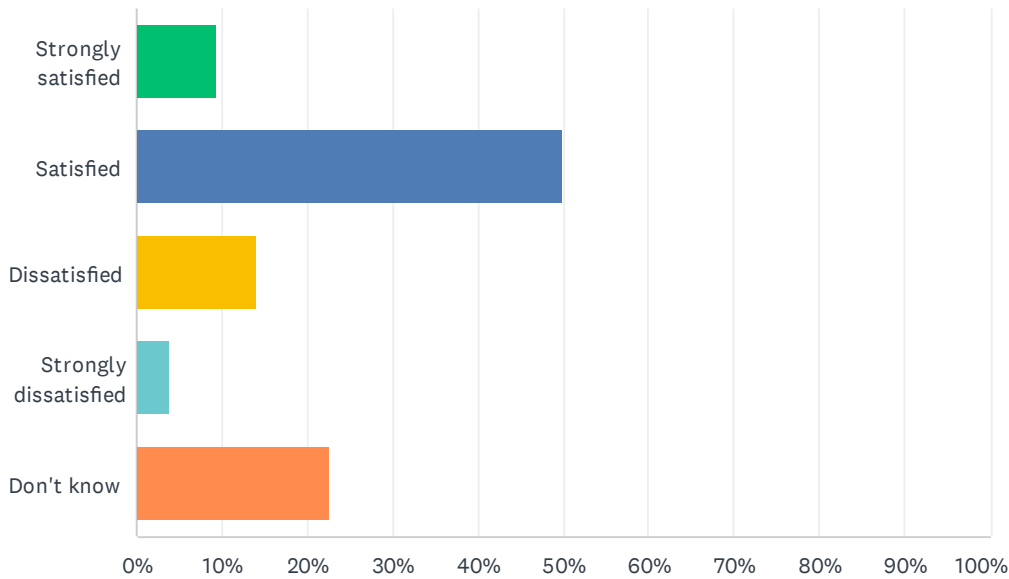
Answered: 105 Skipped: 20



ANSWER CHOICES	RESPONSES	
Strongly agree	42.86%	45
Agree	46.67%	49
Disagree	8.57%	9
Strongly disagree	0.00%	0
Don't know	1.90%	2
TOTAL		105

Q24 How satisfied are you with the Division’s commitment to engaging stakeholders—including parents and caregivers—about matters that affect decision-making and public education?Refer to the list of recent public engagement efforts throughout EIPS for examples of involvement and engagement opportunities.

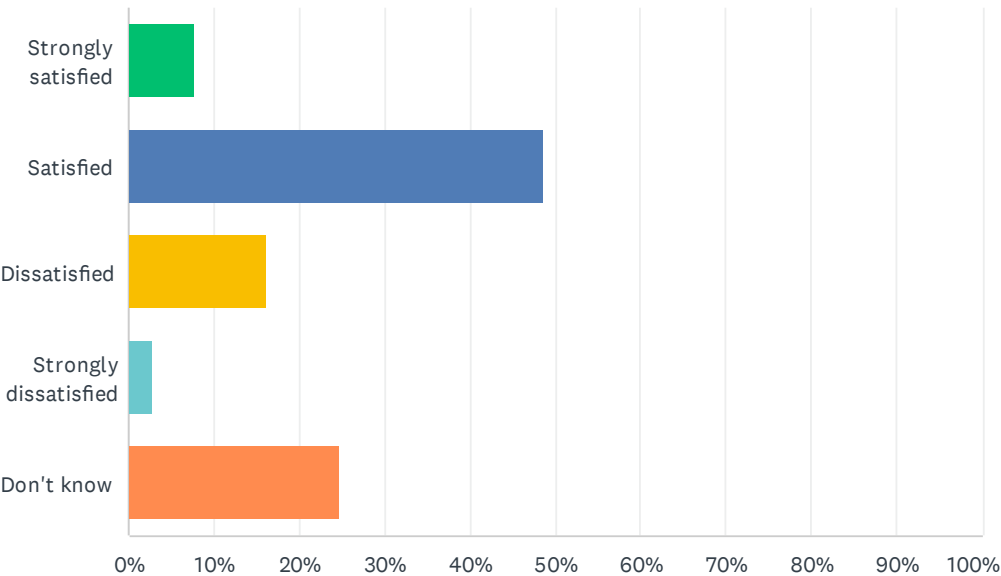
Answered: 106 Skipped: 19



ANSWER CHOICES	RESPONSES	
Strongly satisfied	9.43%	10
Satisfied	50.00%	53
Dissatisfied	14.15%	15
Strongly dissatisfied	3.77%	4
Don't know	22.64%	24
TOTAL		106

Q25 How satisfied are you with the Division’s commitment to advocating for public education?Refer to the Board Advocacy page for examples of ongoing advocacy work of the Board of Trustees.

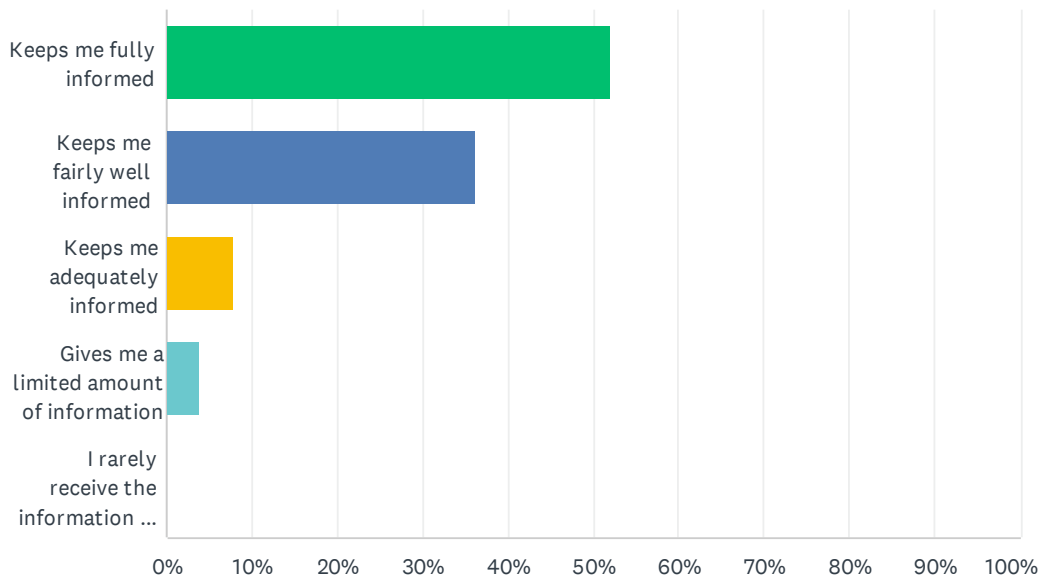
Answered: 105 Skipped: 20



ANSWER CHOICES	RESPONSES	
Strongly satisfied	7.62%	8
Satisfied	48.57%	51
Dissatisfied	16.19%	17
Strongly dissatisfied	2.86%	3
Don't know	24.76%	26
TOTAL		105

Q26 Elk Island Public Schools appreciates the opportunity to stay connected with parents and caregivers about news, activities, programs and other matters of importance. What is your impression of the communication you receive from your child's school?

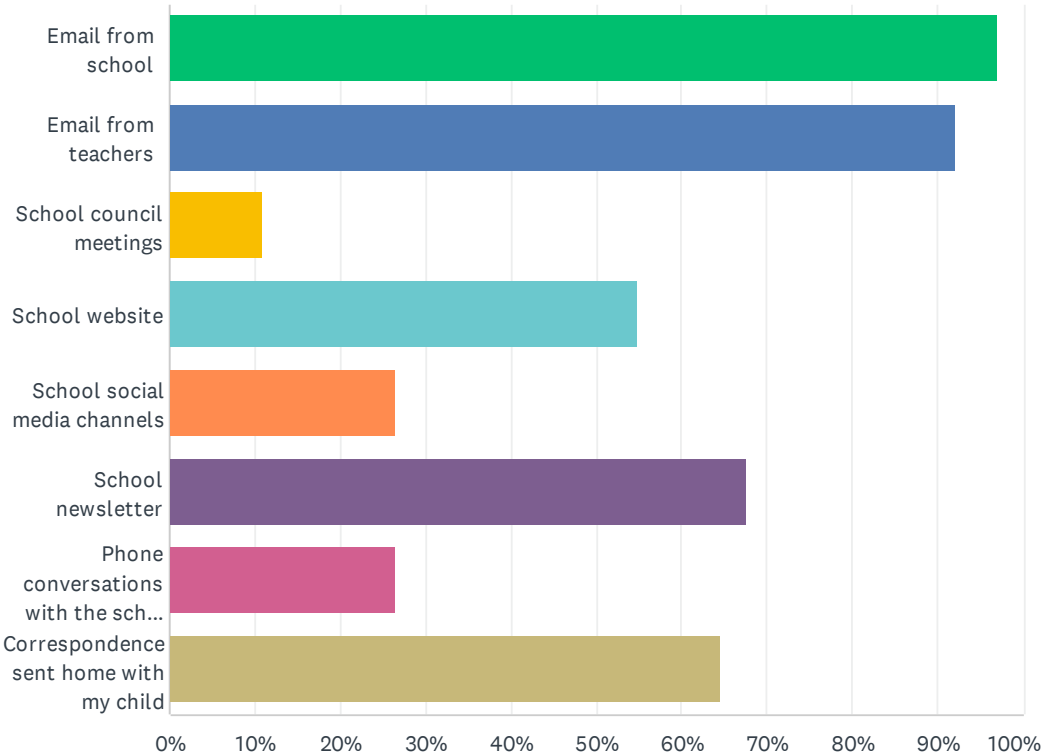
Answered: 102 Skipped: 23



ANSWER CHOICES	RESPONSES	
Keeps me fully informed	51.96%	53
Keeps me fairly well informed	36.27%	37
Keeps me adequately informed	7.84%	8
Gives me a limited amount of information	3.92%	4
I rarely receive the information I need	0.00%	0
TOTAL		102

Q27 Do you regularly make use of the following to keep up to date on school activities, programs, etc.? Check all that apply.

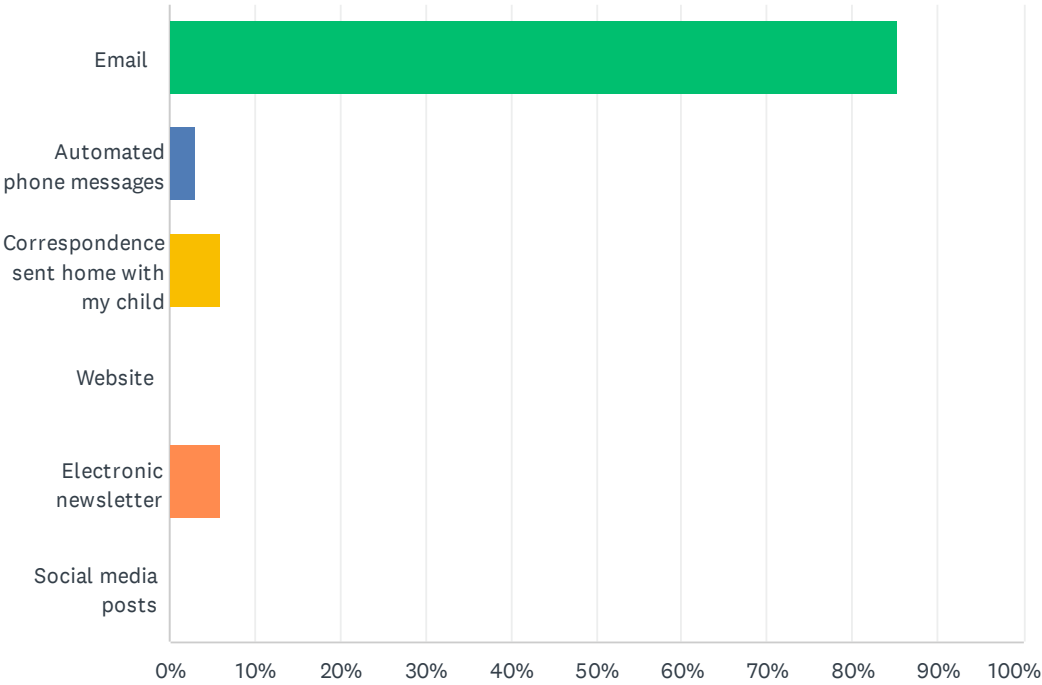
Answered: 102 Skipped: 23



ANSWER CHOICES	RESPONSES	
Email from school	97.06%	99
Email from teachers	92.16%	94
School council meetings	10.78%	11
School website	54.90%	56
School social media channels	26.47%	27
School newsletter	67.65%	69
Phone conversations with the school or teachers	26.47%	27
Correspondence sent home with my child	64.71%	66
Total Respondents: 102		

Q28 What is your most preferred method of communication from the school and Division?

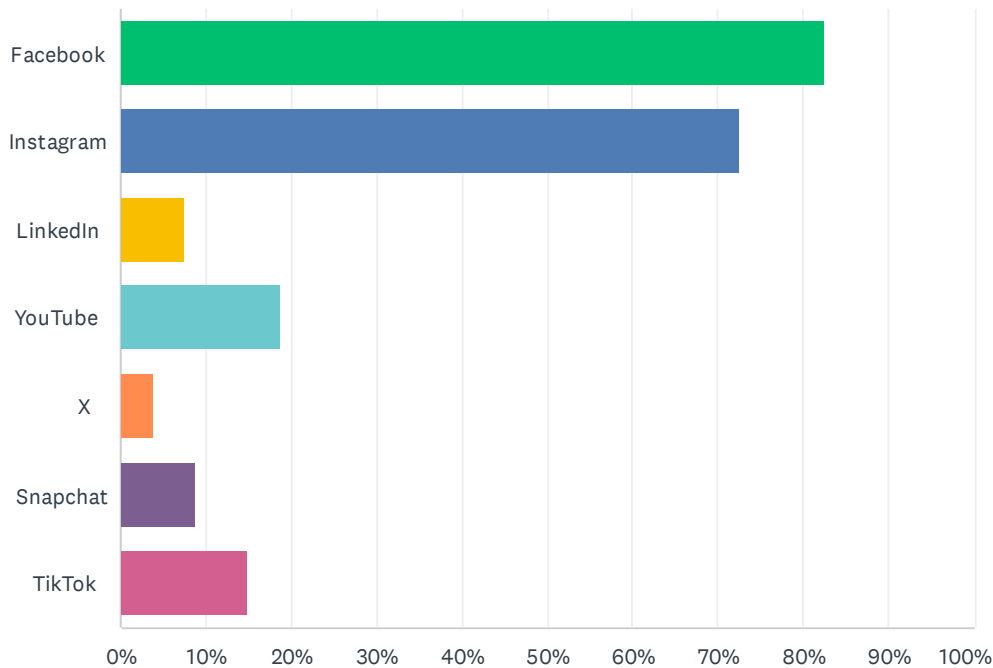
Answered: 102 Skipped: 23



ANSWER CHOICES	RESPONSES	
Email	85.29%	87
Automated phone messages	2.94%	3
Correspondence sent home with my child	5.88%	6
Website	0.00%	0
Electronic newsletter	5.88%	6
Social media posts	0.00%	0
TOTAL		102

Q29 The Division and schools often share news and information on social media. Which of the following platforms do you use? Check all that apply.

Answered: 80 Skipped: 45



ANSWER CHOICES	RESPONSES	
Facebook	82.50%	66
Instagram	72.50%	58
LinkedIn	7.50%	6
YouTube	18.75%	15
X	3.75%	3
Snapchat	8.75%	7
TikTok	15.00%	12
Total Respondents: 80		