
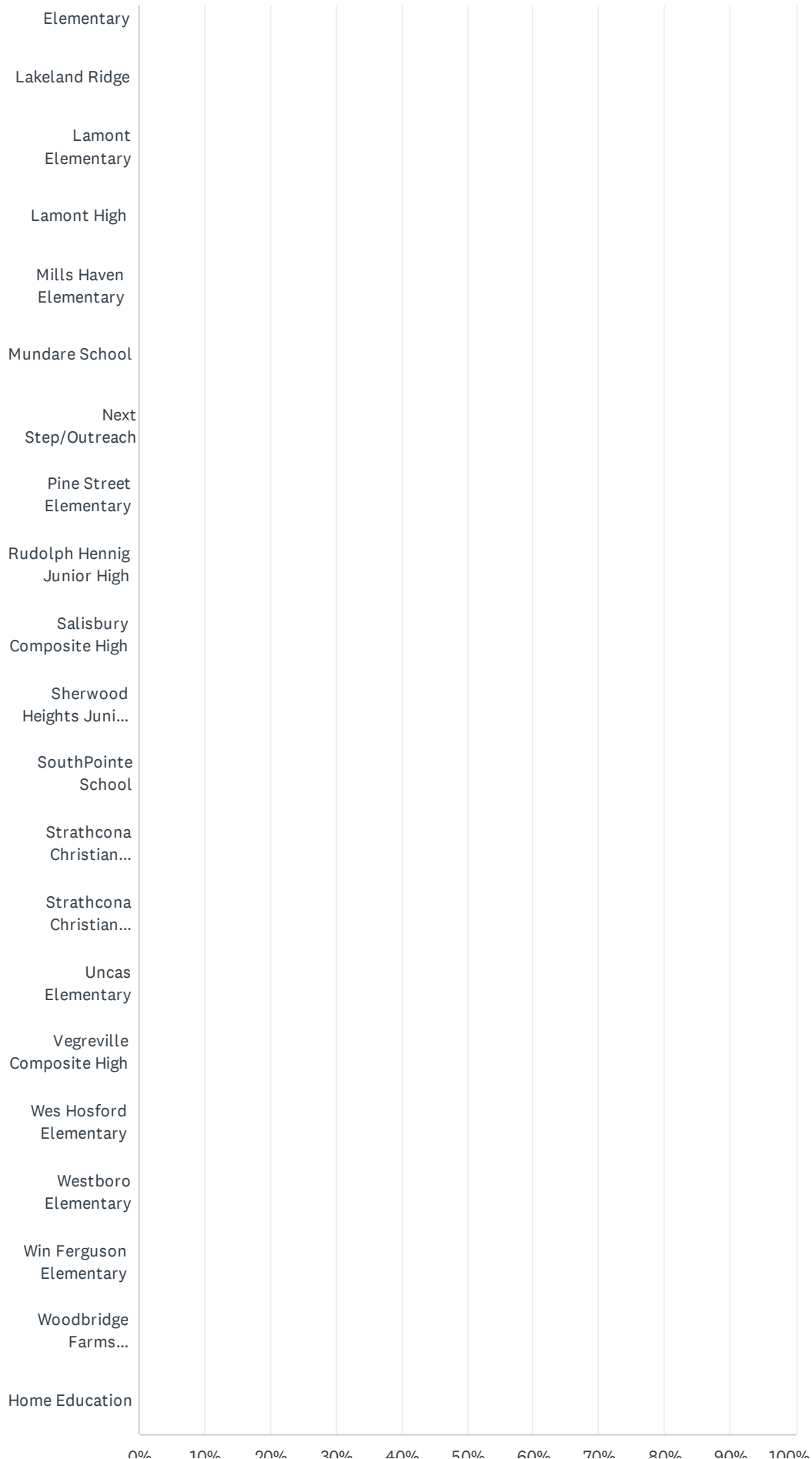


Q1 What school does your child currently attend?

Answered: 186 Skipped: 0



EIPS Parent Survey 2021-22



EIPS Parent Survey 2021-22

0% 10% 20% 30% 40% 50% 60% 70% 80% 90% 100%

EIPS Parent Survey 2021-22

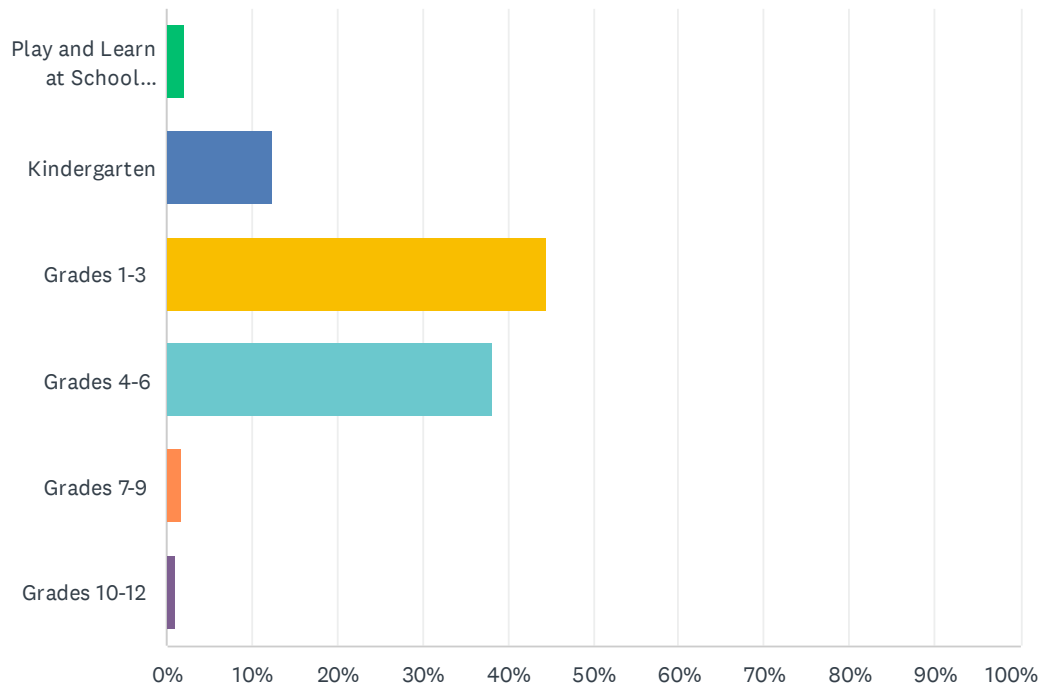
ANSWER CHOICES	RESPONSES	
A.L. Horton Elementary	0.00%	0
Andrew School	0.00%	0
Ardrossan Elementary	100.00%	186
Ardrossan Junior Senior High	0.00%	0
Bev Facey Community High	0.00%	0
Brentwood Elementary	0.00%	0
Bruderheim School	0.00%	0
Clover Bar Junior High	0.00%	0
Davidson Creek Elementary	0.00%	0
École Campbelltown	0.00%	0
École Parc Élémentaire	0.00%	0
F.R. Haythorne Junior High	0.00%	0
Fort Saskatchewan Christian	0.00%	0
Fort Saskatchewan Elementary	0.00%	0
Fort Saskatchewan High	0.00%	0
Fultonvale Elementary Junior High	0.00%	0
Glen Allan Elementary	0.00%	0
Heritage Hills Elementary	0.00%	0
James Mowat Elementary	0.00%	0
Lakeland Ridge	0.00%	0
Lamont Elementary	0.00%	0
Lamont High	0.00%	0
Mills Haven Elementary	0.00%	0
Mundare School	0.00%	0
Next Step/Outreach	0.00%	0
Pine Street Elementary	0.00%	0
Rudolph Hennig Junior High	0.00%	0
Salisbury Composite High	0.00%	0
Sherwood Heights Junior High	0.00%	0
SouthPointe School	0.00%	0
Strathcona Christian Academy Elementary	0.00%	0
Strathcona Christian Academy Secondary	0.00%	0

EIPS Parent Survey 2021-22

Uncas Elementary	0.00%	0
Vegreville Composite High	0.00%	0
Wes Hosford Elementary	0.00%	0
Westboro Elementary	0.00%	0
Win Ferguson Elementary	0.00%	0
Woodbridge Farms Elementary	0.00%	0
Home Education	0.00%	0
TOTAL		186

Q2 What grade is your child currently in?

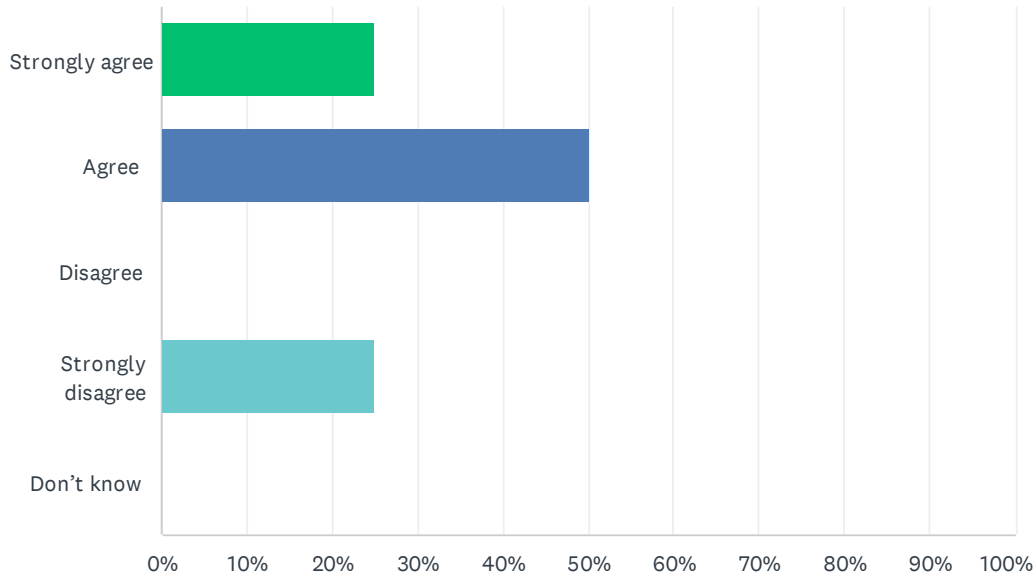
Answered: 186 Skipped: 0



ANSWER CHOICES	RESPONSES	
Play and Learn at School (PALS)	2.15%	4
Kindergarten	12.37%	23
Grades 1-3	44.62%	83
Grades 4-6	38.17%	71
Grades 7-9	1.61%	3
Grades 10-12	1.08%	2
TOTAL		186

Q3 As a result of being in the Play and Learn at School (PALS) program, my child's demonstrating growth in their development.

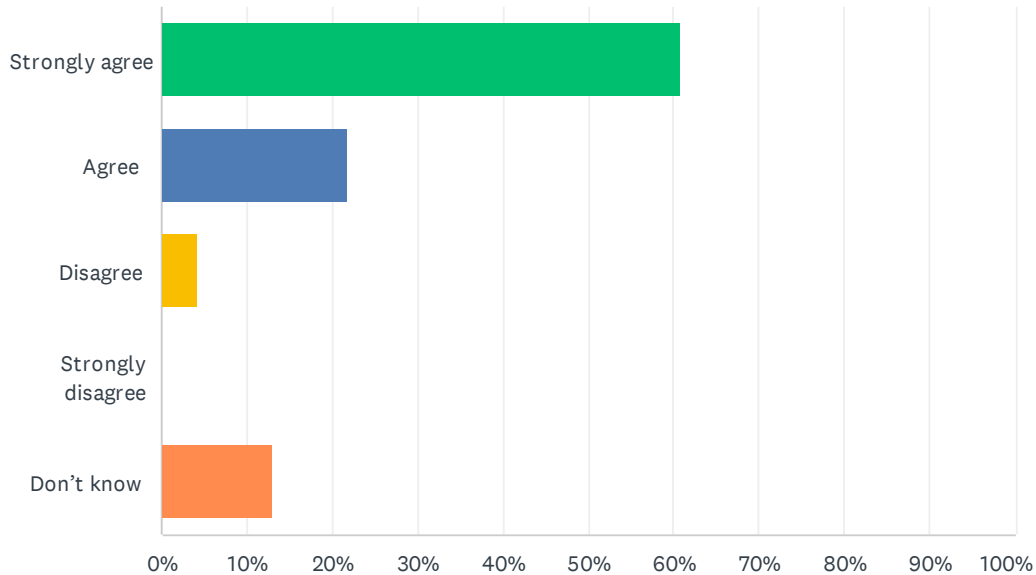
Answered: 4 Skipped: 182



ANSWER CHOICES	RESPONSES	
Strongly agree	25.00%	1
Agree	50.00%	2
Disagree	0.00%	0
Strongly disagree	25.00%	1
Don't know	0.00%	0
TOTAL		4

Q4 As a result of being in the Kindergarten program, my child's becoming ready to enter Grade 1.

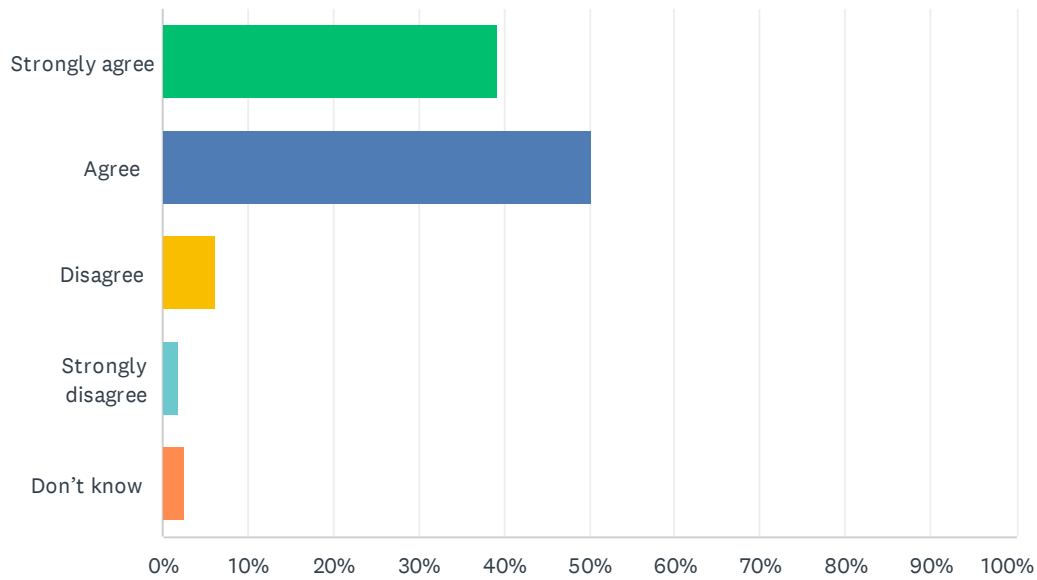
Answered: 23 Skipped: 163



ANSWER CHOICES	RESPONSES	
Strongly agree	60.87%	14
Agree	21.74%	5
Disagree	4.35%	1
Strongly disagree	0.00%	0
Don't know	13.04%	3
TOTAL		23

Q5 My child's individual needs are met.

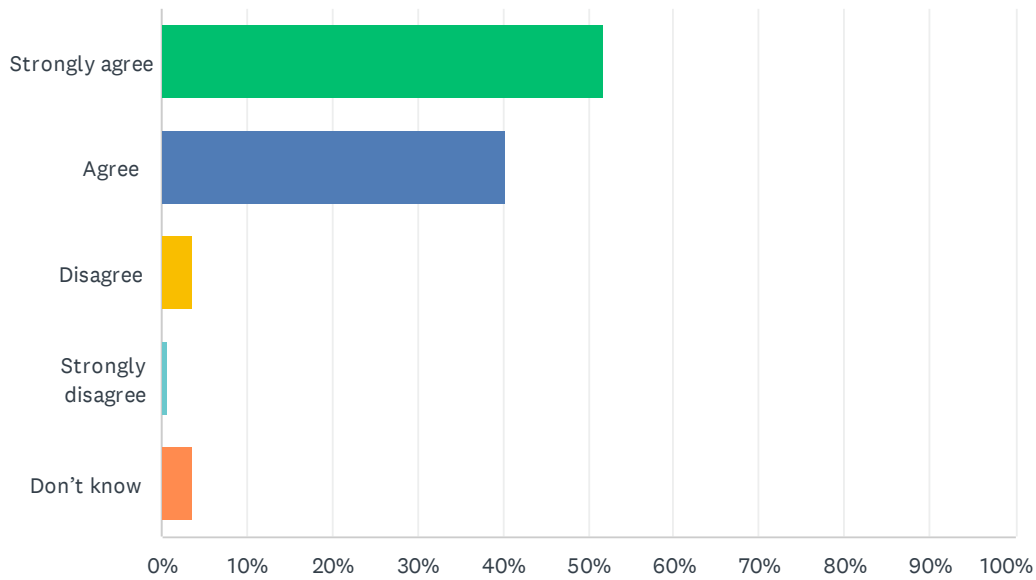
Answered: 163 Skipped: 23



ANSWER CHOICES	RESPONSES	
Strongly agree	39.26%	64
Agree	50.31%	82
Disagree	6.13%	10
Strongly disagree	1.84%	3
Don't know	2.45%	4
TOTAL		163

Q6 My child's encouraged to do their best.

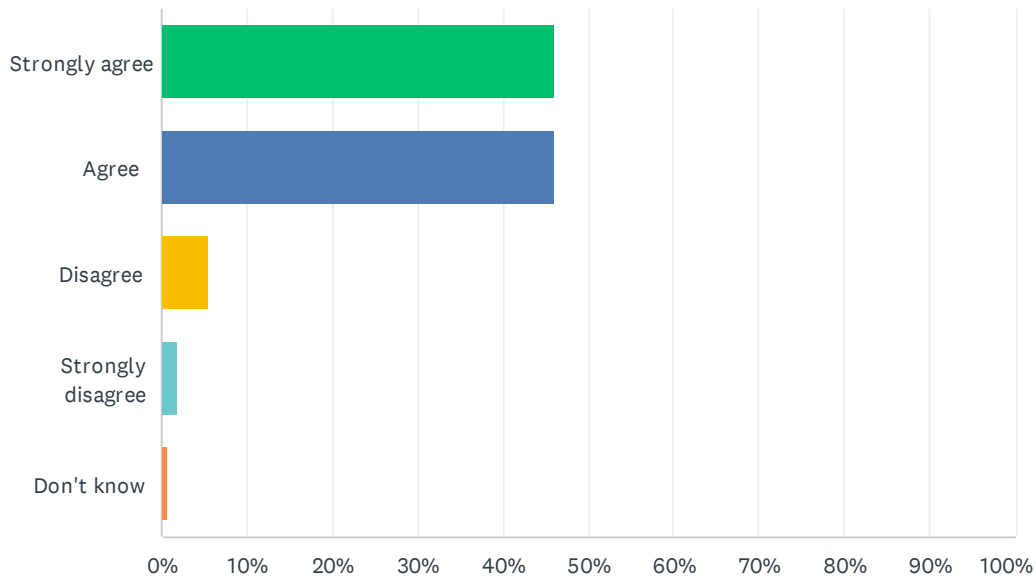
Answered: 164 Skipped: 22



ANSWER CHOICES	RESPONSES	
Strongly agree	51.83%	85
Agree	40.24%	66
Disagree	3.66%	6
Strongly disagree	0.61%	1
Don't know	3.66%	6
TOTAL		164

Q7 My child's demonstrating growth in literacy.

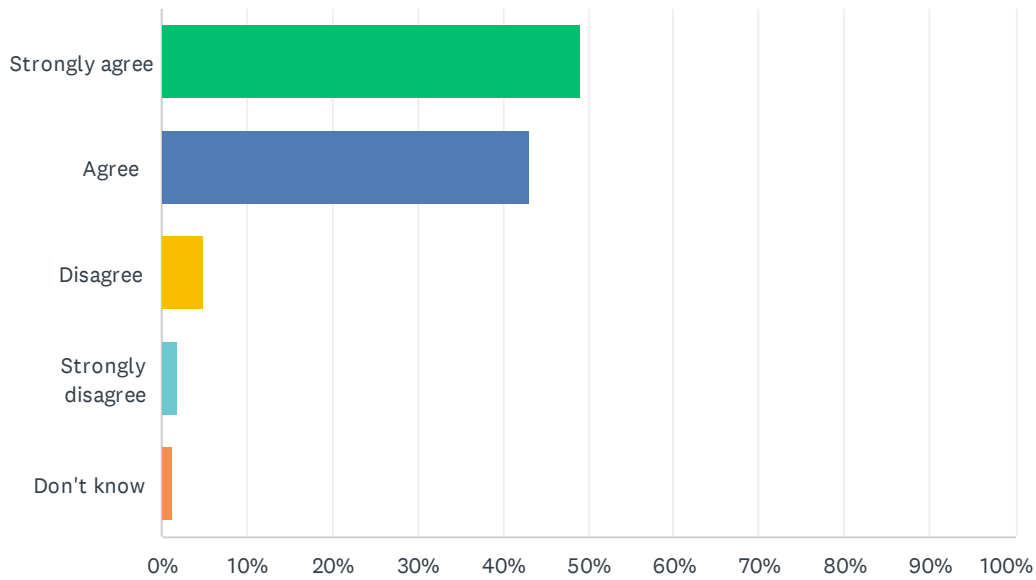
Answered: 165 Skipped: 21



ANSWER CHOICES	RESPONSES	
Strongly agree	46.06%	76
Agree	46.06%	76
Disagree	5.45%	9
Strongly disagree	1.82%	3
Don't know	0.61%	1
TOTAL		165

Q8 My child's demonstrating growth in numeracy.

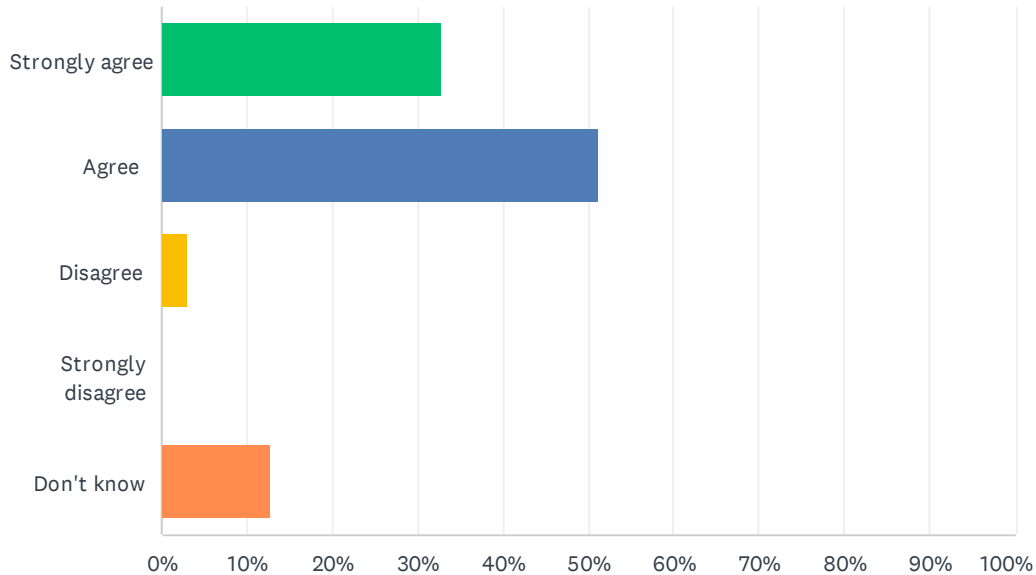
Answered: 165 Skipped: 21



ANSWER CHOICES	RESPONSES	
Strongly agree	49.09%	81
Agree	43.03%	71
Disagree	4.85%	8
Strongly disagree	1.82%	3
Don't know	1.21%	2
TOTAL		165

Q9 My child has an understanding of First Nations, Métis and Inuit culture and history.

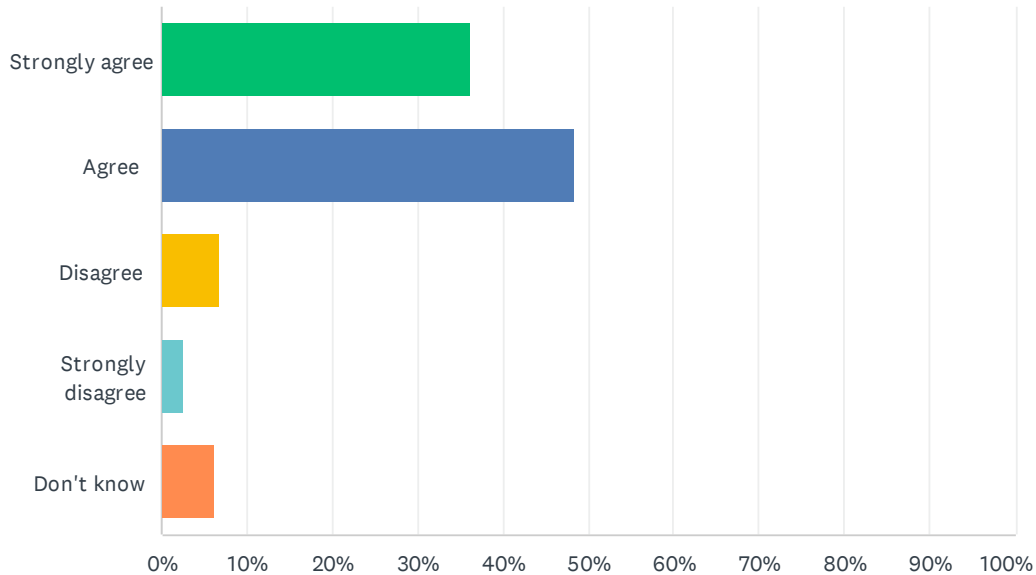
Answered: 164 Skipped: 22



ANSWER CHOICES	RESPONSES	
Strongly agree	32.93%	54
Agree	51.22%	84
Disagree	3.05%	5
Strongly disagree	0.00%	0
Don't know	12.80%	21
TOTAL		164

Q10 My child's learning the knowledge, skills and attitudes necessary to be successful in life.

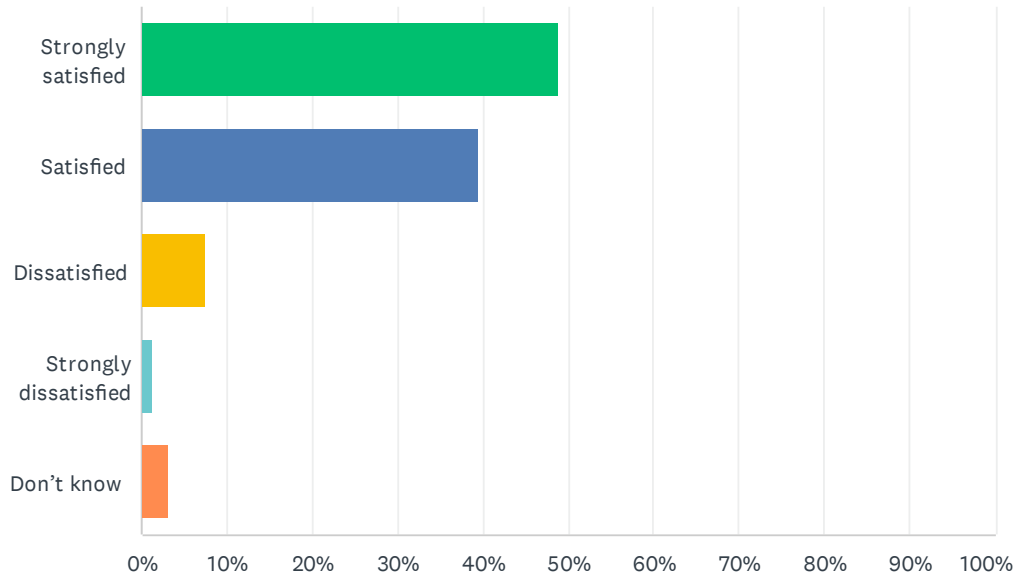
Answered: 163 Skipped: 23



ANSWER CHOICES	RESPONSES	
Strongly agree	36.20%	59
Agree	48.47%	79
Disagree	6.75%	11
Strongly disagree	2.45%	4
Don't know	6.13%	10
TOTAL		163

Q11 How satisfied are you with the quality of education your child's receiving at school?

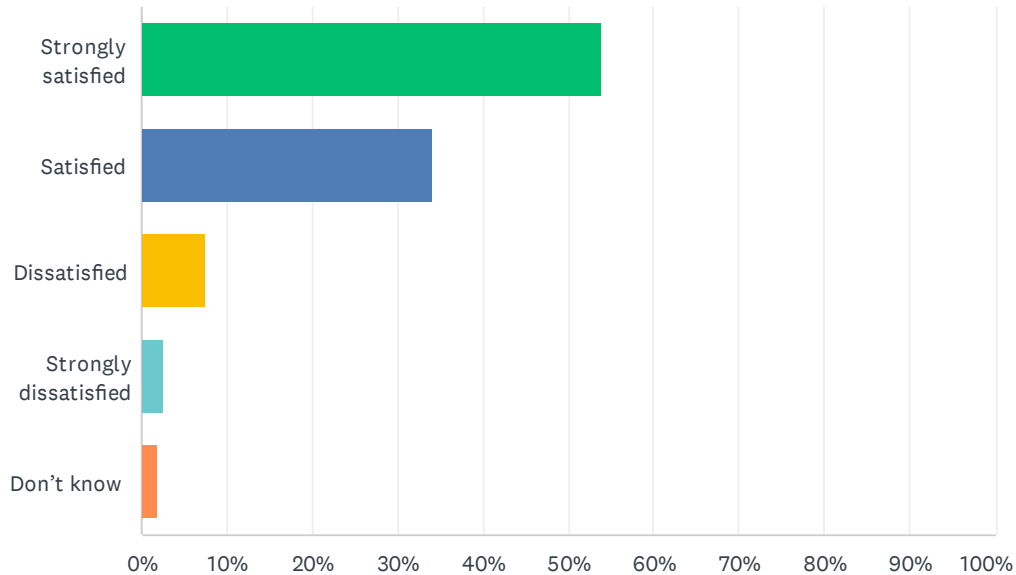
Answered: 160 Skipped: 26



ANSWER CHOICES	RESPONSES	
Strongly satisfied	48.75%	78
Satisfied	39.38%	63
Dissatisfied	7.50%	12
Strongly dissatisfied	1.25%	2
Don't know	3.13%	5
TOTAL		160

Q12 How satisfied are you with the quality of teaching at your child's school?

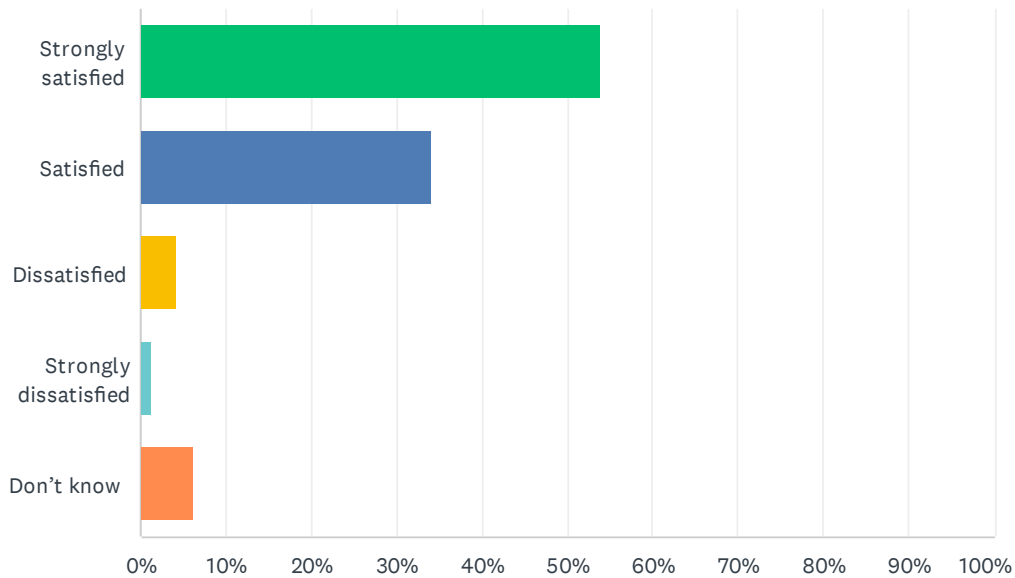
Answered: 161 Skipped: 25



ANSWER CHOICES	RESPONSES	
Strongly satisfied	54.04%	87
Satisfied	34.16%	55
Dissatisfied	7.45%	12
Strongly dissatisfied	2.48%	4
Don't know	1.86%	3
TOTAL		161

Q13 How satisfied are you with the leadership at your child's school?

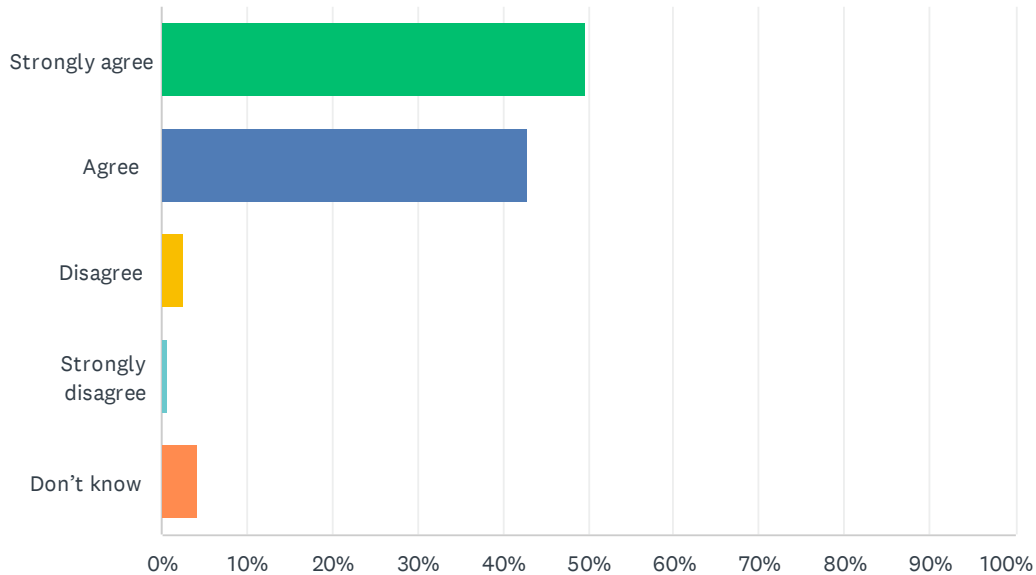
Answered: 161 Skipped: 25



ANSWER CHOICES	RESPONSES	
Strongly satisfied	54.04%	87
Satisfied	34.16%	55
Dissatisfied	4.35%	7
Strongly dissatisfied	1.24%	2
Don't know	6.21%	10
TOTAL		161

Q14 My child's school encourages my child to be a responsible, respectful and engaged citizen.

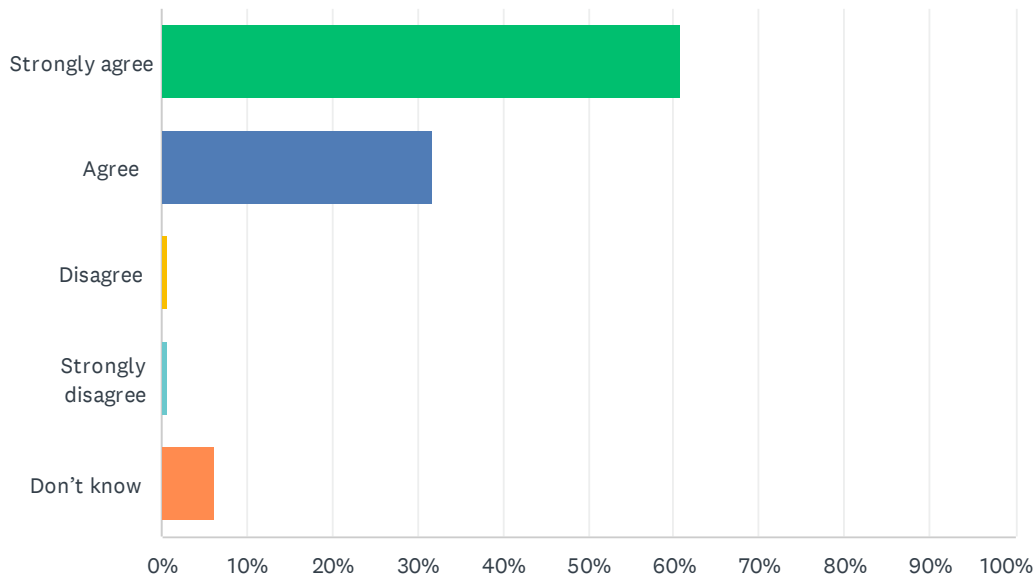
Answered: 161 Skipped: 25



ANSWER CHOICES	RESPONSES	
Strongly agree	49.69%	80
Agree	42.86%	69
Disagree	2.48%	4
Strongly disagree	0.62%	1
Don't know	4.35%	7
TOTAL		161

Q15 School staff care about my child.

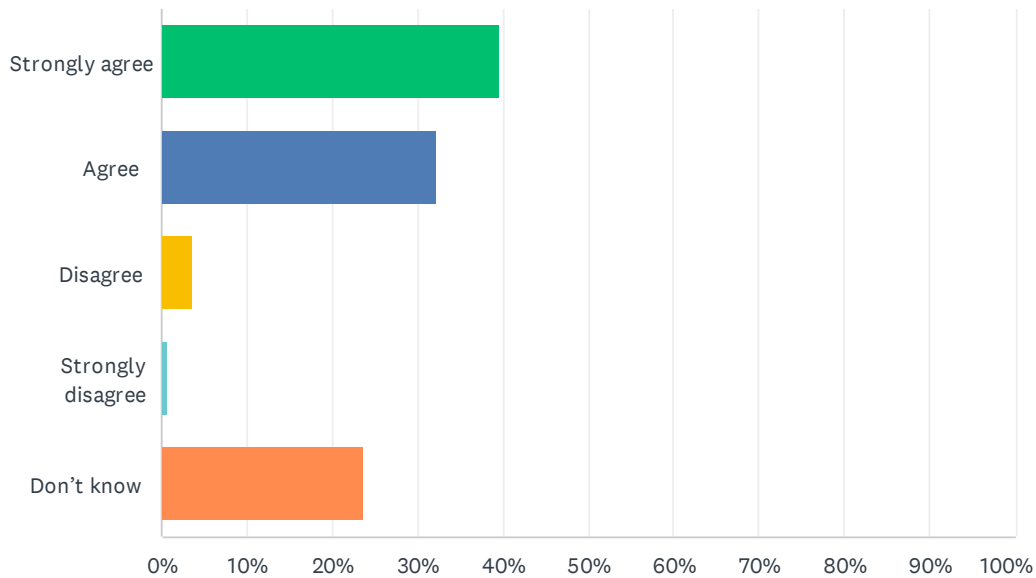
Answered: 161 Skipped: 25



ANSWER CHOICES	RESPONSES	
Strongly agree	60.87%	98
Agree	31.68%	51
Disagree	0.62%	1
Strongly disagree	0.62%	1
Don't know	6.21%	10
TOTAL		161

Q16 My child's school handles discipline fairly and reasonably.

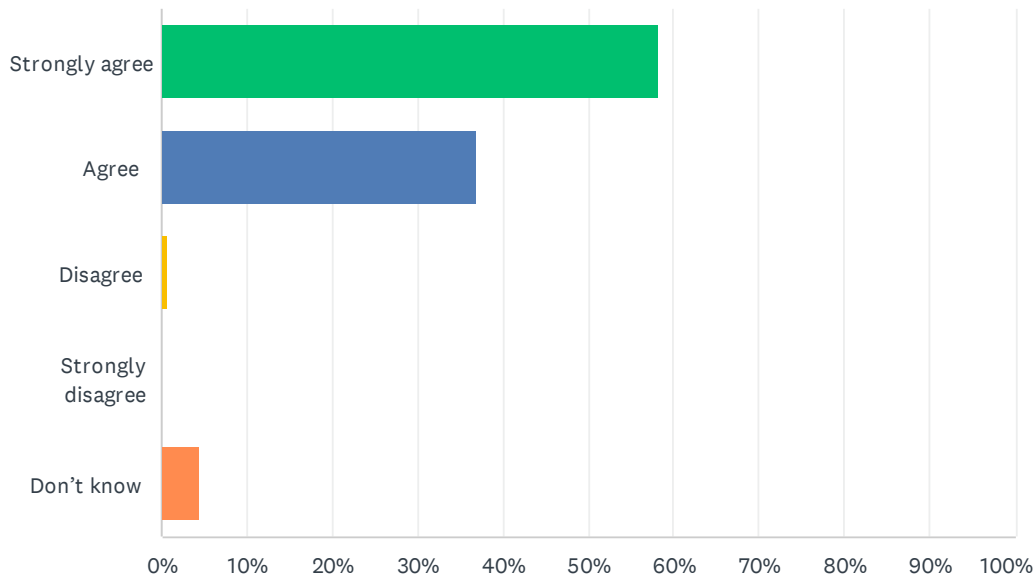
Answered: 161 Skipped: 25



ANSWER CHOICES	RESPONSES	
Strongly agree	39.75%	64
Agree	32.30%	52
Disagree	3.73%	6
Strongly disagree	0.62%	1
Don't know	23.60%	38
TOTAL		161

Q17 My child's school is safe.

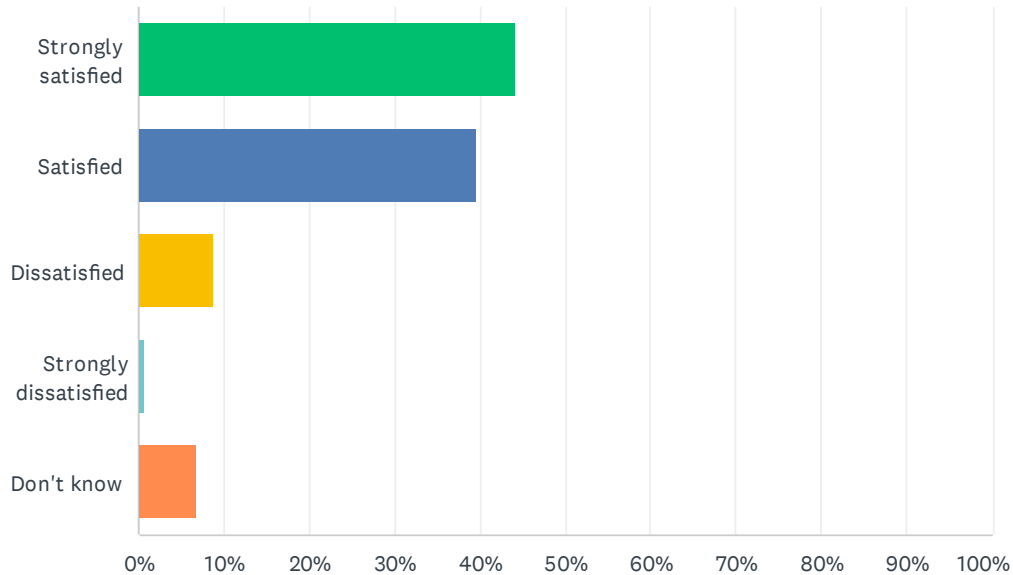
Answered: 160 Skipped: 26



ANSWER CHOICES	RESPONSES	
Strongly agree	58.13%	93
Agree	36.88%	59
Disagree	0.63%	1
Strongly disagree	0.00%	0
Don't know	4.38%	7
TOTAL		160

Q18 How satisfied are you with the resources available to support your child's learning?

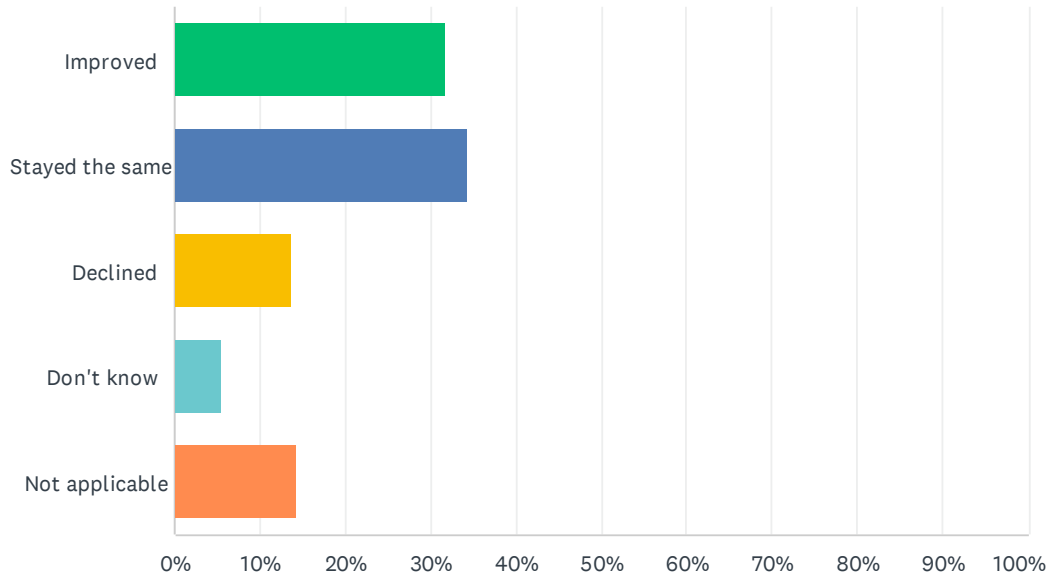
Answered: 161 Skipped: 25



ANSWER CHOICES	RESPONSES	
Strongly satisfied	44.10%	71
Satisfied	39.75%	64
Dissatisfied	8.70%	14
Strongly dissatisfied	0.62%	1
Don't know	6.83%	11
TOTAL		161

Q19 In your opinion, has the quality of education your child experienced improved, stayed the same or declined in the past three years?

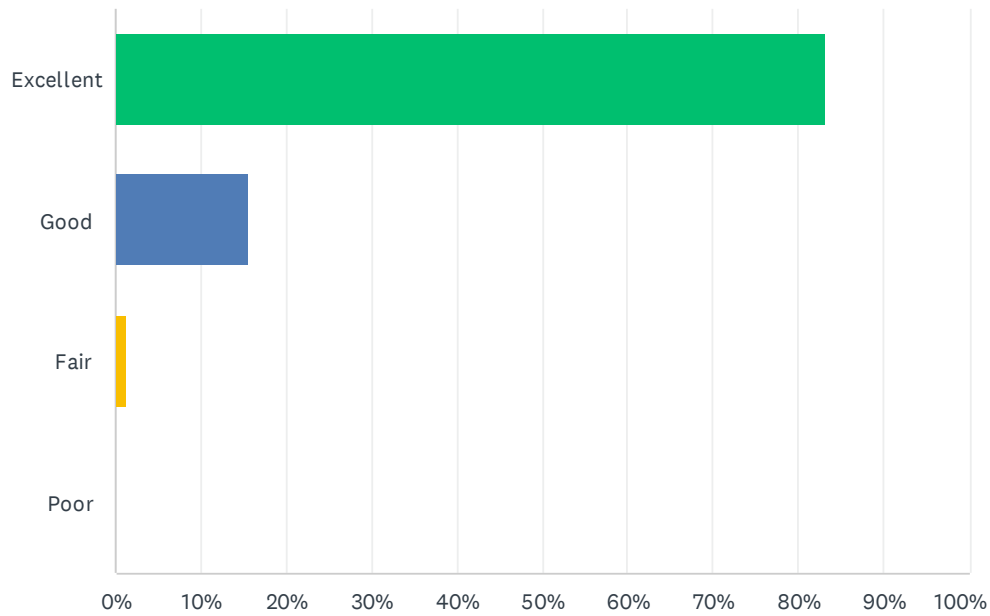
Answered: 160 Skipped: 26



ANSWER CHOICES	RESPONSES	
Improved	31.87%	51
Stayed the same	34.38%	55
Declined	13.75%	22
Don't know	5.63%	9
Not applicable	14.37%	23
TOTAL		160

Q20 How do you rate the physical condition of your child's school?

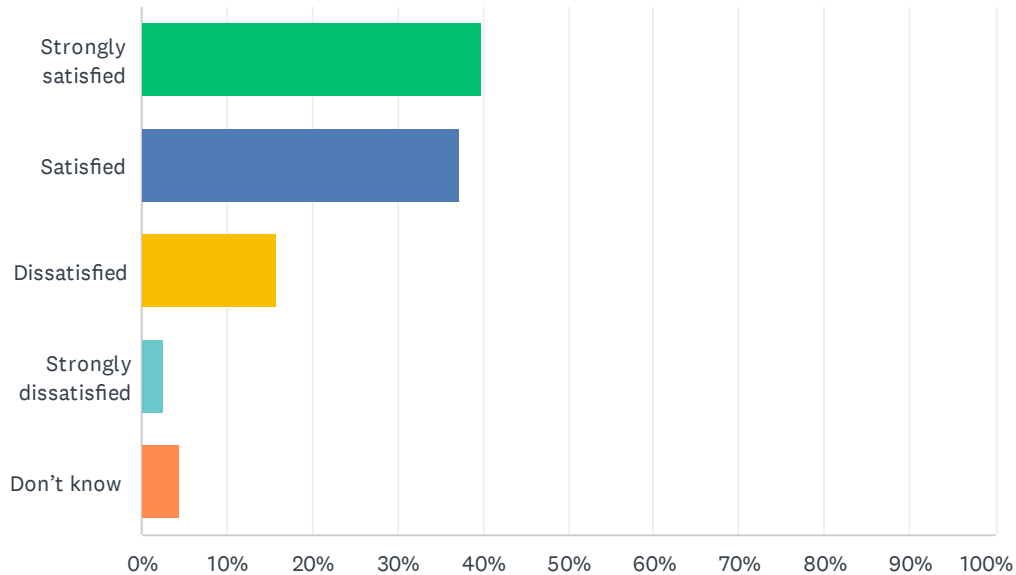
Answered: 161 Skipped: 25



ANSWER CHOICES	RESPONSES	
Excellent	83.23%	134
Good	15.53%	25
Fair	1.24%	2
Poor	0.00%	0
TOTAL		161

Q21 How satisfied are you with the opportunities provided to be involved in your child's education?

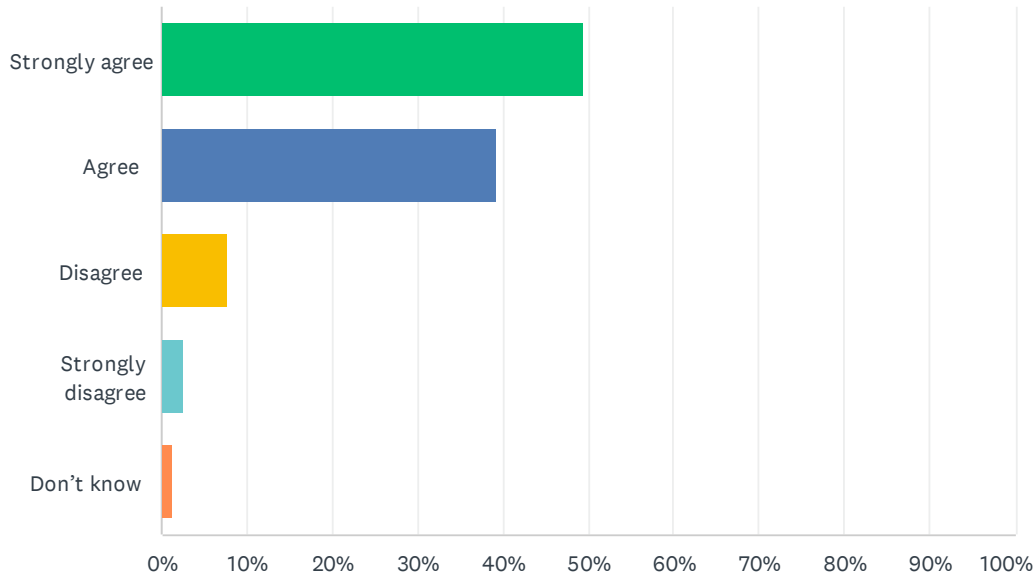
Answered: 158 Skipped: 28



ANSWER CHOICES	RESPONSES	
Strongly satisfied	39.87%	63
Satisfied	37.34%	59
Dissatisfied	15.82%	25
Strongly dissatisfied	2.53%	4
Don't know	4.43%	7
TOTAL		158

Q22 The school keeps me informed about my child's progress and achievement.

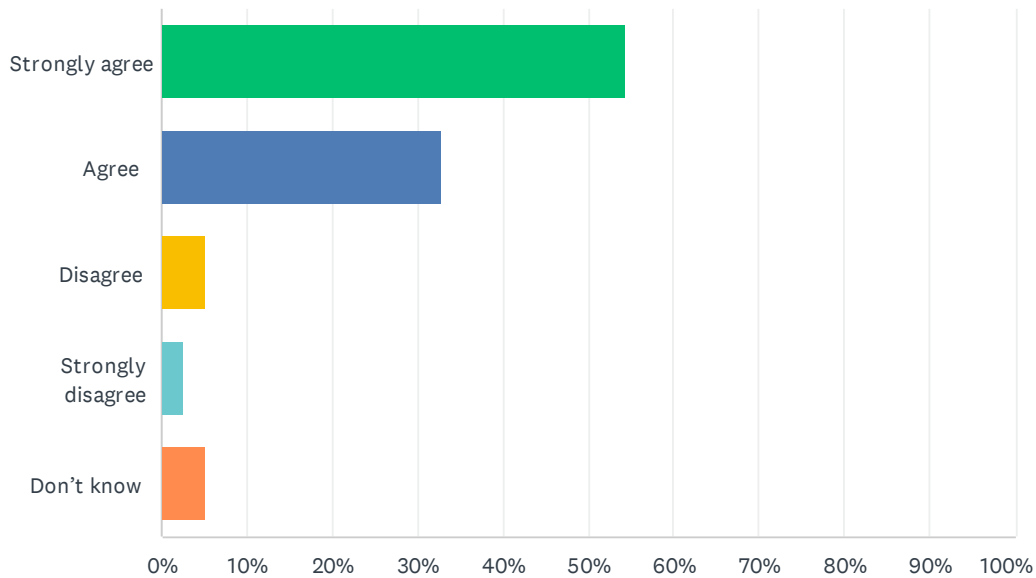
Answered: 158 Skipped: 28



ANSWER CHOICES	RESPONSES	
Strongly agree	49.37%	78
Agree	39.24%	62
Disagree	7.59%	12
Strongly disagree	2.53%	4
Don't know	1.27%	2
TOTAL		158

Q23 There is open and honest communication within my child's school.

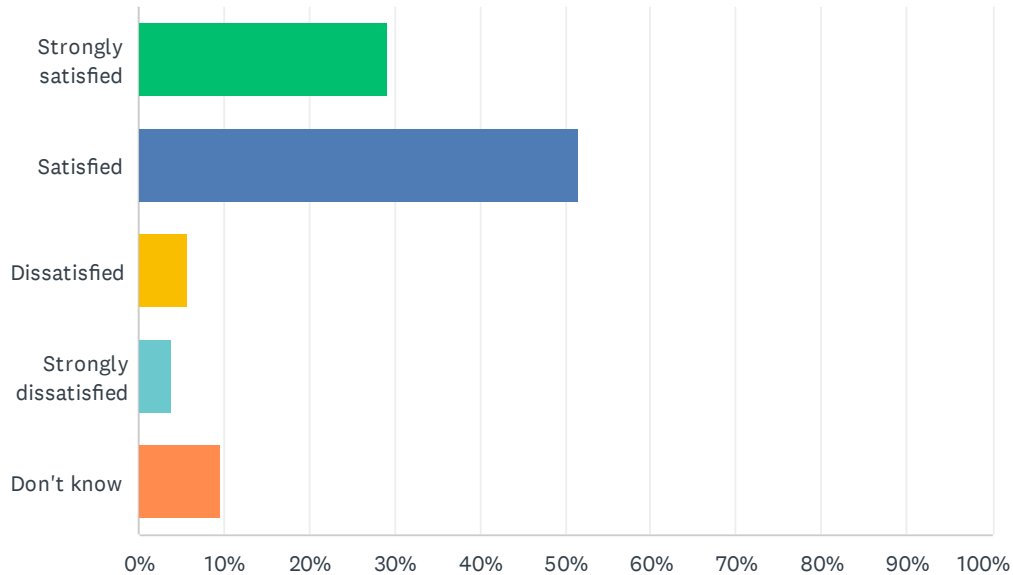
Answered: 158 Skipped: 28



ANSWER CHOICES	RESPONSES	
Strongly agree	54.43%	86
Agree	32.91%	52
Disagree	5.06%	8
Strongly disagree	2.53%	4
Don't know	5.06%	8
TOTAL		158

Q24 How satisfied are you with the Division's commitment to engaging families in matters that affect public education?

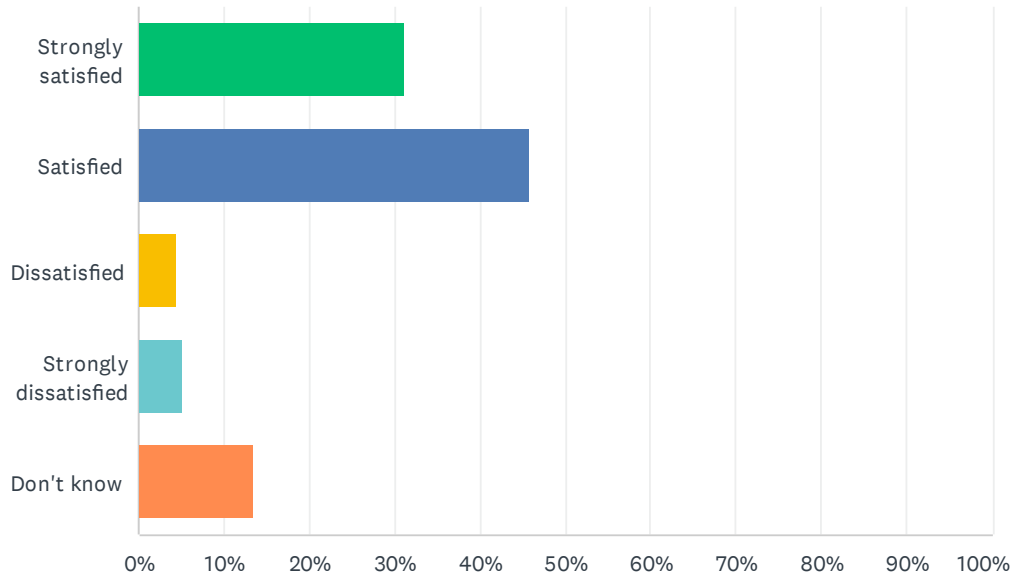
Answered: 157 Skipped: 29



ANSWER CHOICES	RESPONSES	
Strongly satisfied	29.30%	46
Satisfied	51.59%	81
Dissatisfied	5.73%	9
Strongly dissatisfied	3.82%	6
Don't know	9.55%	15
TOTAL		157

Q25 How satisfied are you with the Division's commitment to advocating for public education?

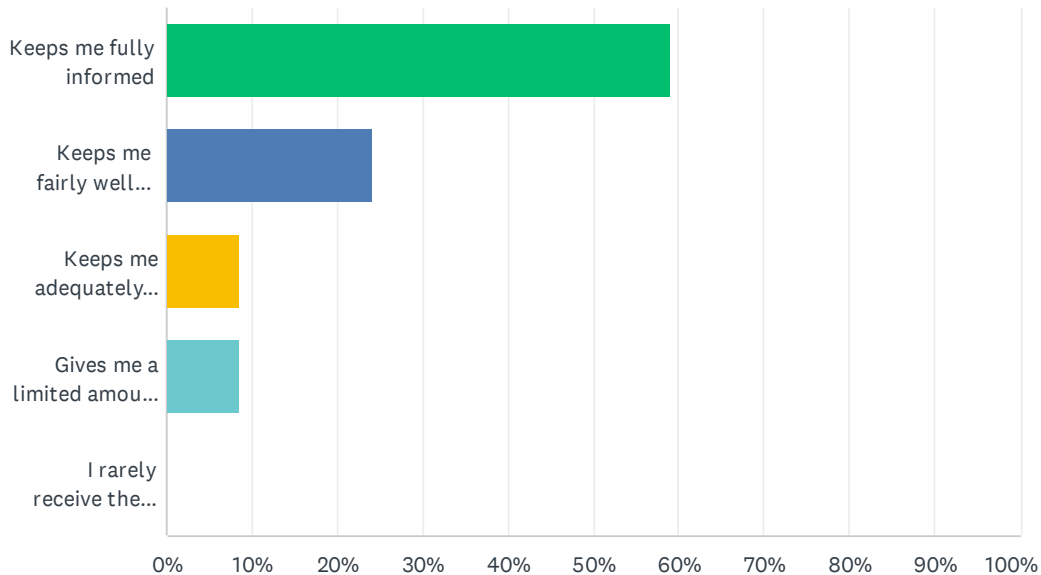
Answered: 157 Skipped: 29



ANSWER CHOICES	RESPONSES	
Strongly satisfied	31.21%	49
Satisfied	45.86%	72
Dissatisfied	4.46%	7
Strongly dissatisfied	5.10%	8
Don't know	13.38%	21
TOTAL		157

Q26 Elk Island Public Schools appreciates the opportunity to stay connected with parents about news, activities, programs and other matters of importance. What is your impression of the communication you receive from your child's school?

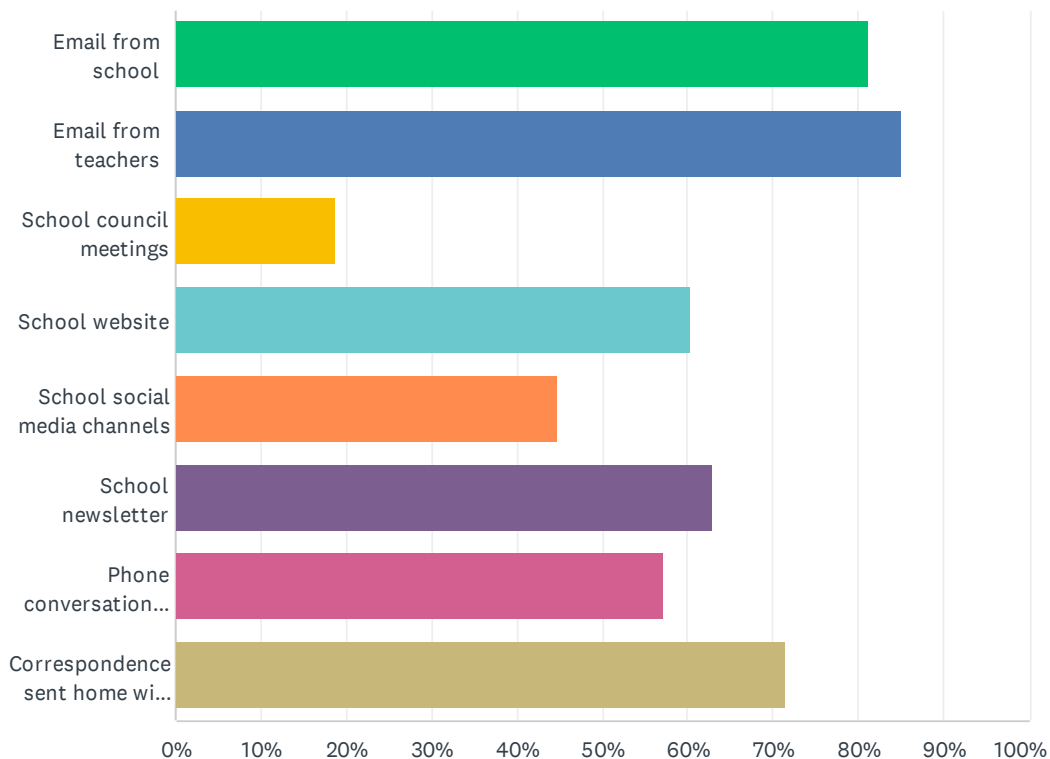
Answered: 154 Skipped: 32



ANSWER CHOICES	RESPONSES	
Keeps me fully informed	59.09%	91
Keeps me fairly well informed	24.03%	37
Keeps me adequately informed	8.44%	13
Gives me a limited amount of information	8.44%	13
I rarely receive the information I need	0.00%	0
TOTAL		154

Q27 Do you regularly make use of the following to keep up to date on school activities, programs, etc.? Check all that apply.

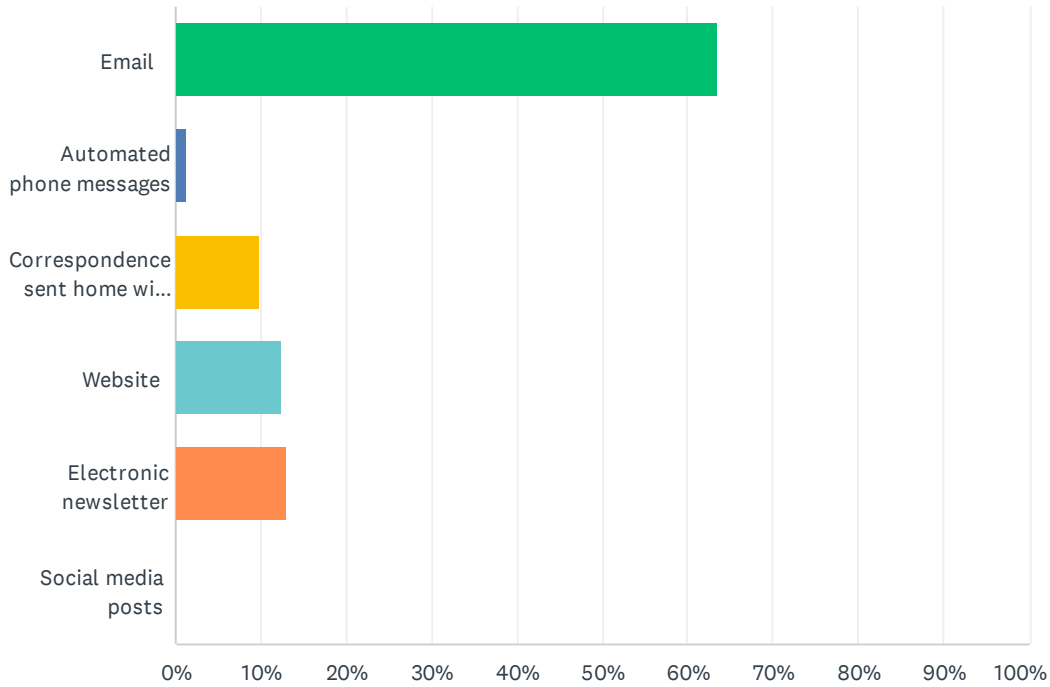
Answered: 154 Skipped: 32



ANSWER CHOICES	RESPONSES	
Email from school	81.17%	125
Email from teachers	85.06%	131
School council meetings	18.83%	29
School website	60.39%	93
School social media channels	44.81%	69
School newsletter	62.99%	97
Phone conversations with the school or teachers	57.14%	88
Correspondence sent home with my child	71.43%	110
Total Respondents: 154		

Q28 What is your most preferred method of communication from the school and Division?

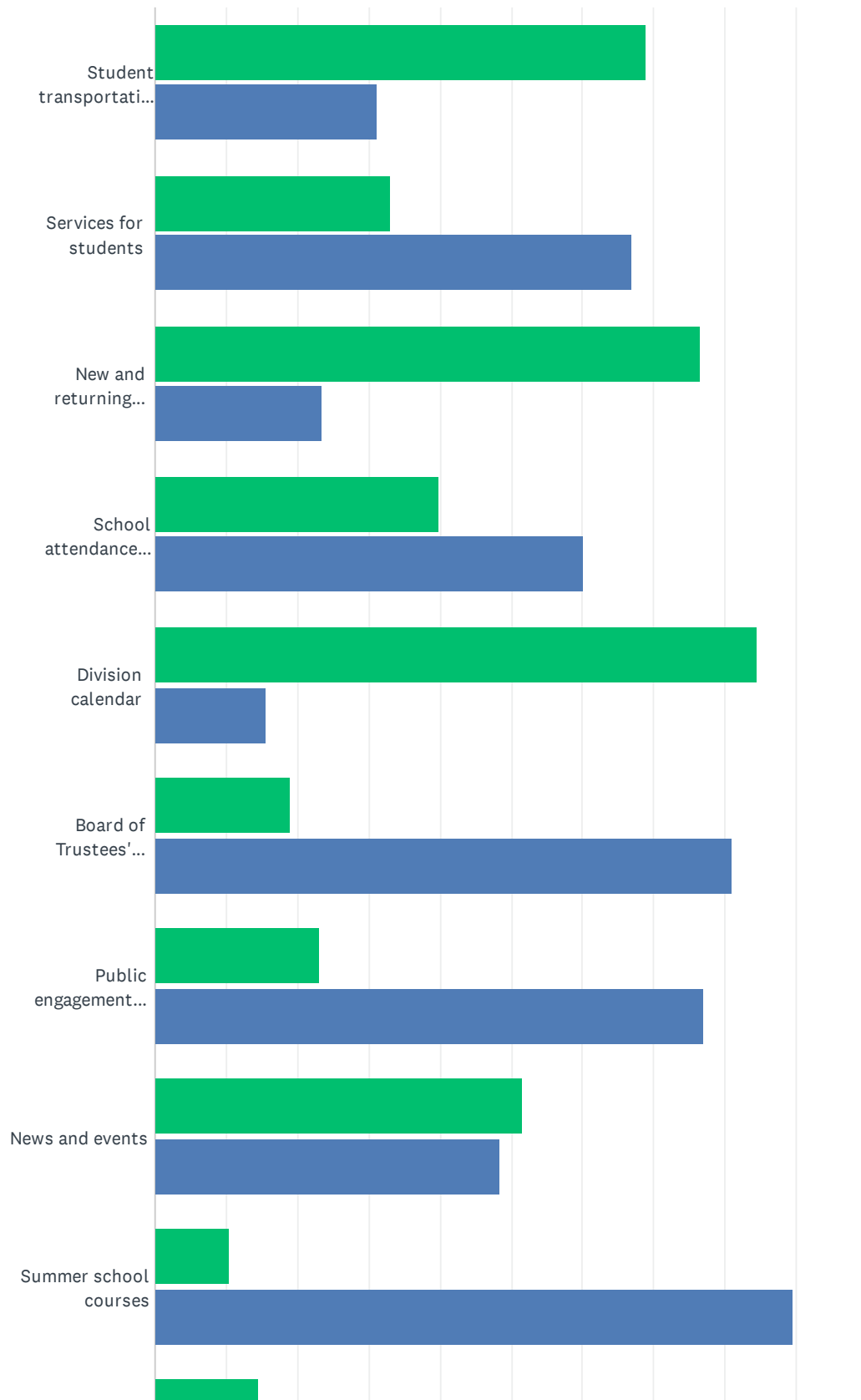
Answered: 154 Skipped: 32



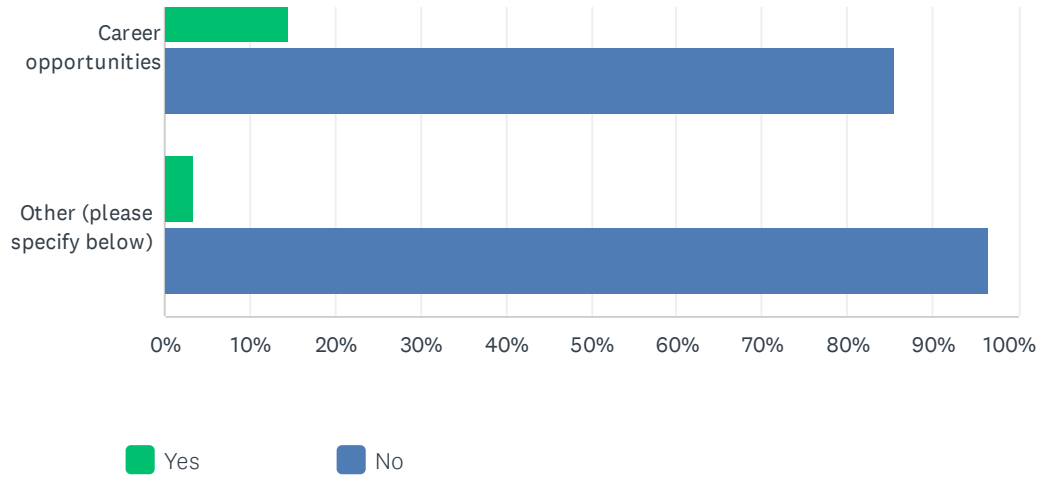
ANSWER CHOICES	RESPONSES	
Email	63.64%	98
Automated phone messages	1.30%	2
Correspondence sent home with my child	9.74%	15
Website	12.34%	19
Electronic newsletter	12.99%	20
Social media posts	0.00%	0
TOTAL		154

Q29 Do you visit the Division website (www.eips.ca) for information on:

Answered: 154 Skipped: 32



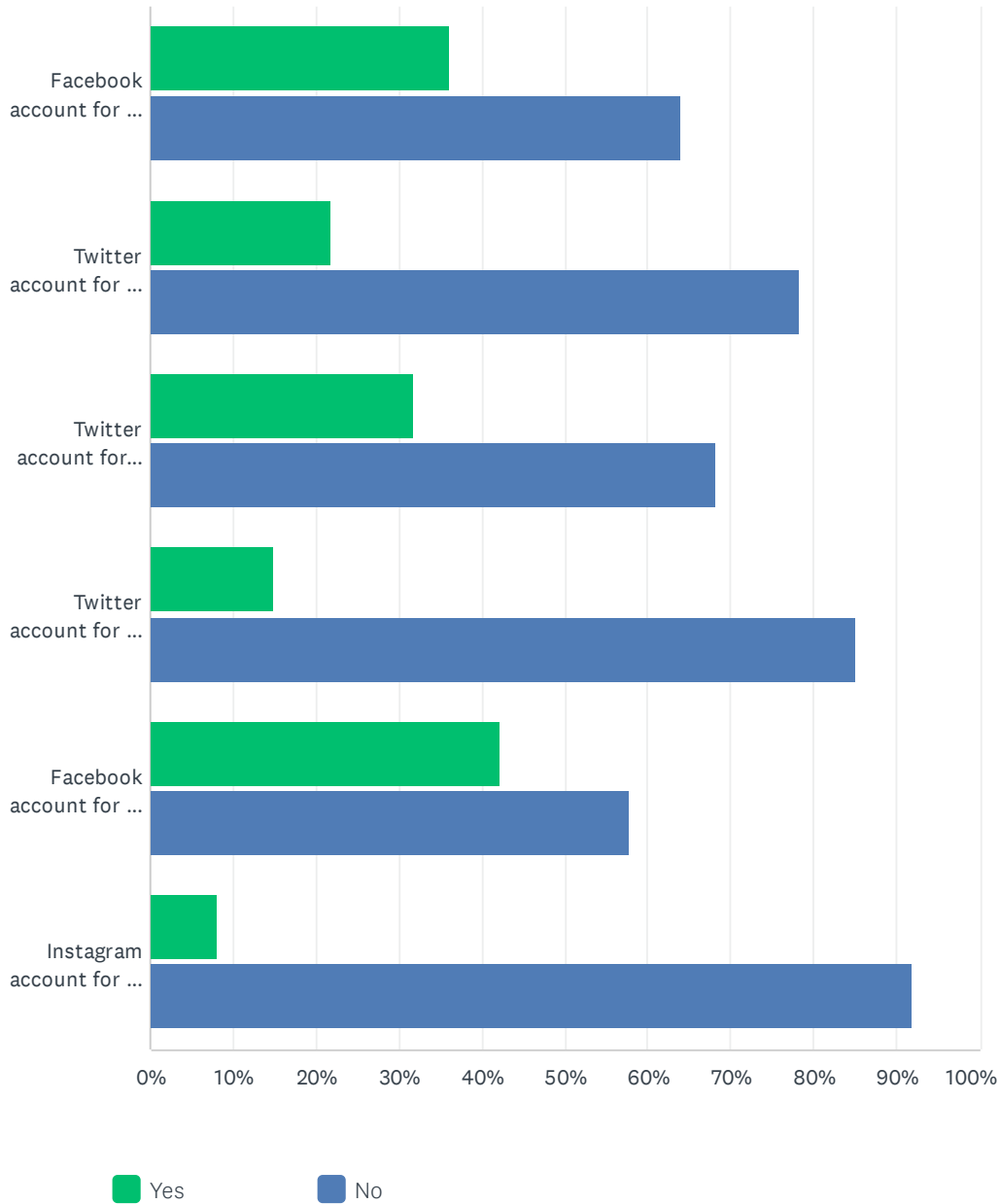
EIPS Parent Survey 2021-22



	YES	NO	TOTAL	WEIGHTED AVERAGE
Student transportation (busing)	68.83% 106	31.17% 48	154	1.69
Services for students	33.12% 51	66.88% 103	154	1.33
New and returning student registration	76.62% 118	23.38% 36	154	1.77
School attendance boundaries	39.87% 61	60.13% 92	153	1.40
Division calendar	84.42% 130	15.58% 24	154	1.84
Board of Trustees' meetings	19.08% 29	80.92% 123	152	1.19
Public engagement initiatives	23.03% 35	76.97% 117	152	1.23
News and events	51.66% 78	48.34% 73	151	1.52
Summer school courses	10.53% 16	89.47% 136	152	1.11
Career opportunities	14.47% 22	85.53% 130	152	1.14
Other (please specify below)	3.37% 3	96.63% 86	89	1.03

Q30 The Division and schools often share news and information on social media. Do you follow:

Answered: 154 Skipped: 32



EIPS Parent Survey 2021-22

	YES	NO	TOTAL	WEIGHTED AVERAGE
Facebook account for the Division (@ElkIslandPublicSchools)	35.95% 55	64.05% 98	153	1.36
Twitter account for the Division (@eips)	21.71% 33	78.29% 119	152	1.22
Twitter account for EIPS Student Transportation (@eipsST)	31.79% 48	68.21% 103	151	1.32
Twitter account for my child's school, if applicable	15.00% 21	85.00% 119	140	1.15
Facebook account for my child's school, if applicable	42.25% 60	57.75% 82	142	1.42
Instagram account for my child's school, if applicable	8.00% 10	92.00% 115	125	1.08