


# Q1 What school does your child currently attend? For out-of-school learners, what is your child's home school?

Answered: 158   Skipped: 0



# EIPS Parent Survey 2020-21





# EIPS Parent Survey 2020-21

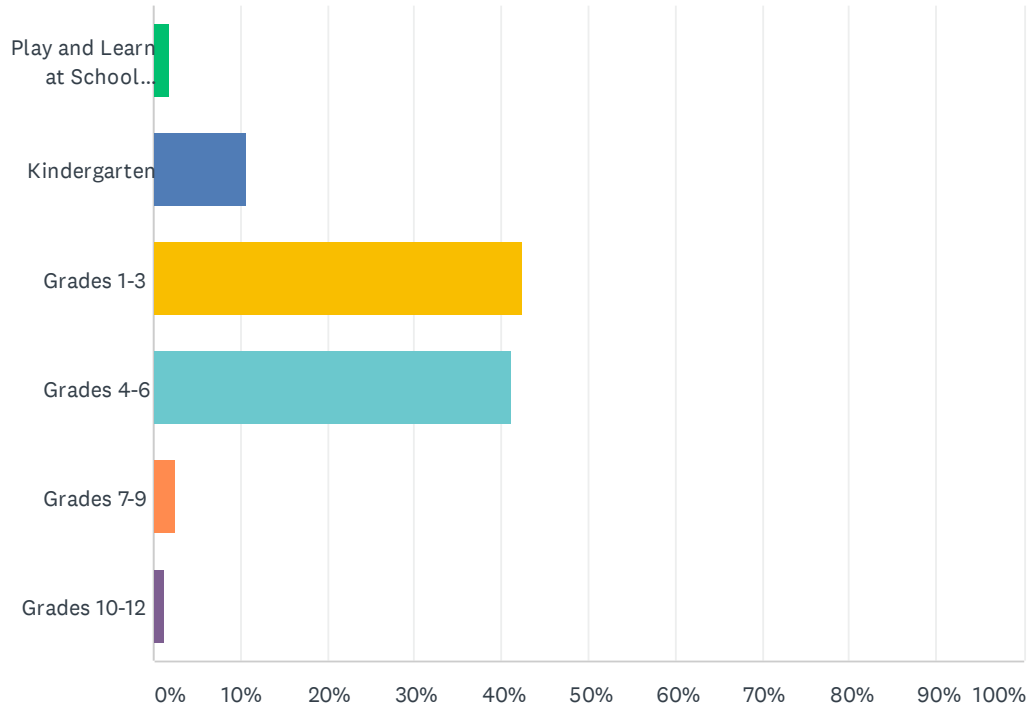
ANSWER CHOICES	RESPONSES	
A.L. Horton Elementary	0.00%	0
Andrew School	0.00%	0
Ardrossan Elementary	100.00%	158
Ardrossan Junior Senior High	0.00%	0
Bev Facey Community High	0.00%	0
Brentwood Elementary	0.00%	0
Bruderheim School	0.00%	0
Clover Bar Junior High	0.00%	0
Davidson Creek Elementary	0.00%	0
École Campbelltown	0.00%	0
École Parc Élémentaire	0.00%	0
F.R. Haythorne Junior High	0.00%	0
Fort Saskatchewan Christian	0.00%	0
Fort Saskatchewan Elementary	0.00%	0
Fort Saskatchewan High	0.00%	0
Fultonvale Elementary Junior High	0.00%	0
Glen Allan Elementary	0.00%	0
Heritage Hills Elementary	0.00%	0
James Mowat Elementary	0.00%	0
Lakeland Ridge	0.00%	0
Lamont Elementary	0.00%	0
Lamont High	0.00%	0
Mills Haven Elementary	0.00%	0
Mundare School	0.00%	0
Next Step/Outreach	0.00%	0
Pine Street Elementary	0.00%	0
Rudolph Hennig Junior High	0.00%	0
Salisbury Composite High	0.00%	0
Sherwood Heights Junior High	0.00%	0
SouthPointe School	0.00%	0
Strathcona Christian Academy Elementary	0.00%	0
Strathcona Christian Academy Secondary	0.00%	0
Uncas Elementary	0.00%	0

# EIPS Parent Survey 2020-21

Vegreville Composite High	0.00%	0
Wes Hosford Elementary	0.00%	0
Westboro Elementary	0.00%	0
Win Ferguson Elementary	0.00%	0
Woodbridge Farms Elementary	0.00%	0
TOTAL		158

## Q2 What grade is your child currently in?

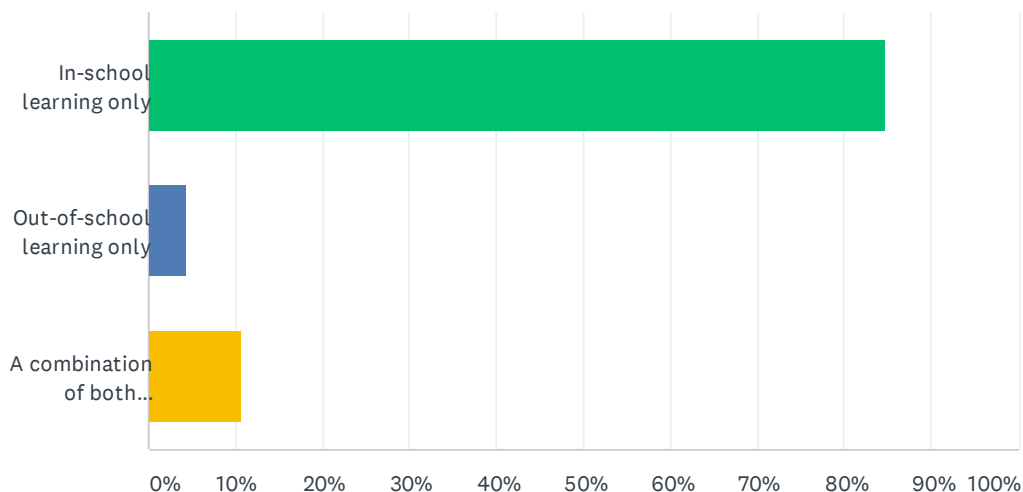
Answered: 158 Skipped: 0



ANSWER CHOICES	RESPONSES	
Play and Learn at School (PALs)	1.90%	3
Kindergarten	10.76%	17
Grades 1-3	42.41%	67
Grades 4-6	41.14%	65
Grades 7-9	2.53%	4
Grades 10-12	1.27%	2
TOTAL		158

**Q3** A number of times this year, you could choose in-school or out-of-school learning for your child. What type of learning did you choose for you child this year? When answering this question, disregard the requirement to move to out-of-school learning when mandated by the Government of Alberta or if your child was required to temporarily self-isolate after being identified as a close contact of a confirmed case of COVID-19.

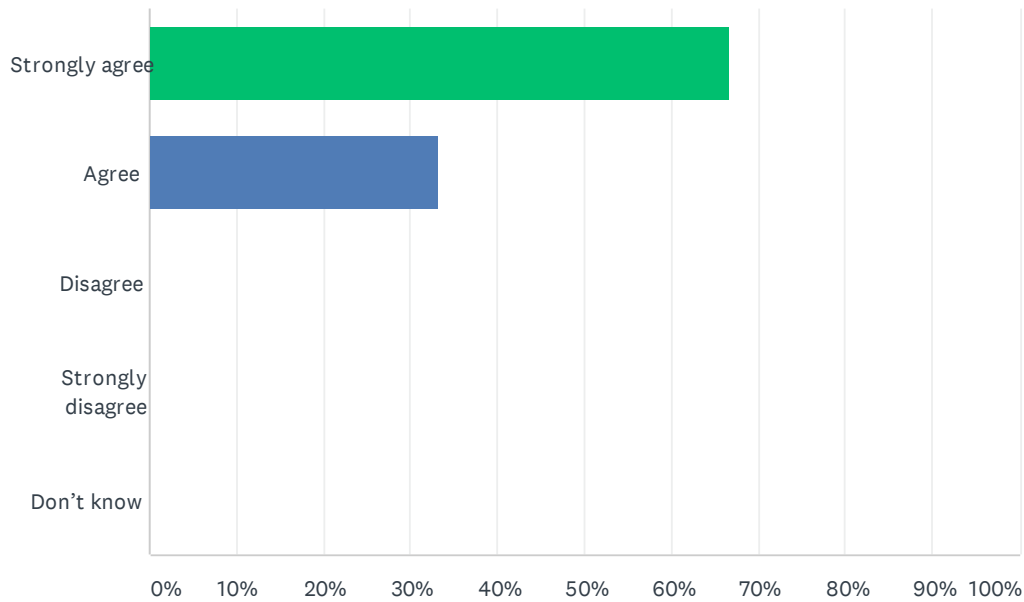
Answered: 158 Skipped: 0



ANSWER CHOICES	RESPONSES	
In-school learning only	84.81%	134
Out-of-school learning only	4.43%	7
A combination of both in-school and out-of-school learning	10.76%	17
TOTAL		158

## Q4 As a result of being in the Play and Learn at School (PALS) program, my child's demonstrating growth in their development.

Answered: 3 Skipped: 155

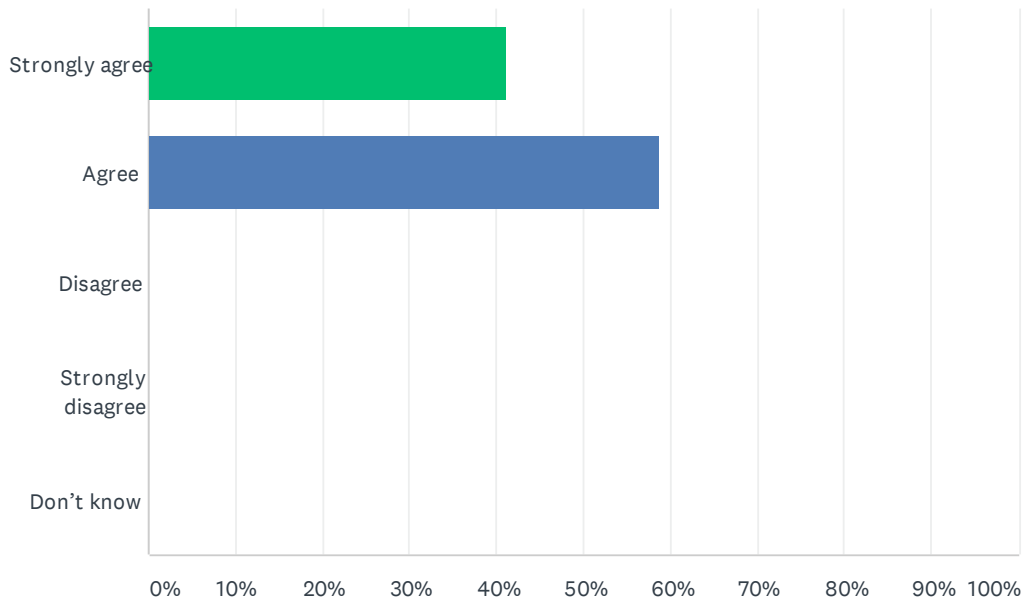


ANSWER CHOICES	RESPONSES	
Strongly agree	66.67%	2
Agree	33.33%	1
Disagree	0.00%	0
Strongly disagree	0.00%	0
Don't know	0.00%	0
<b>TOTAL</b>		<b>3</b>



## Q5 As a result of being in the Kindergarten program, my child's becoming ready to enter Grade 1.

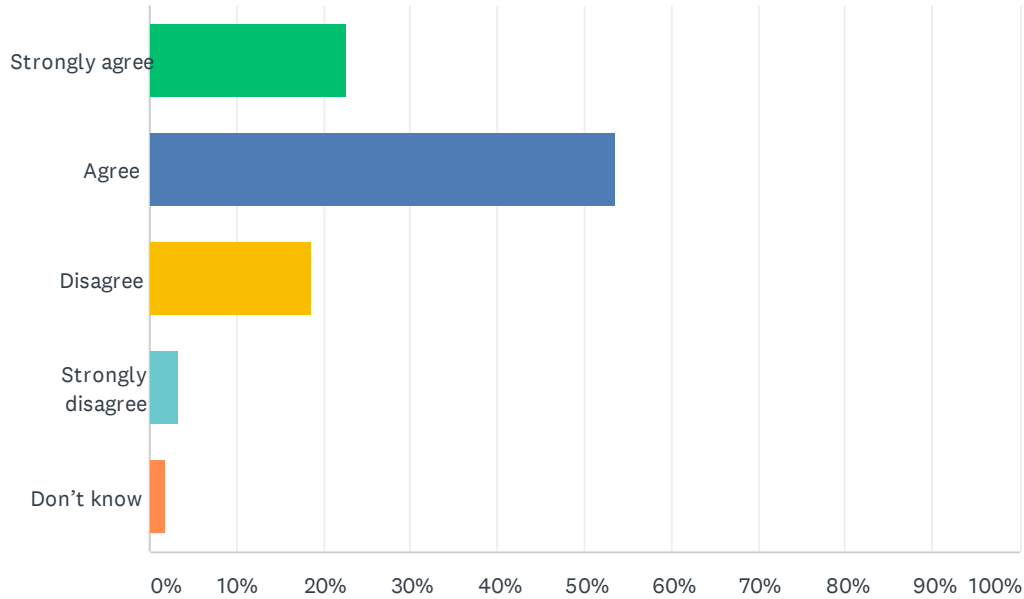
Answered: 17 Skipped: 141



ANSWER CHOICES	RESPONSES	
Strongly agree	41.18%	7
Agree	58.82%	10
Disagree	0.00%	0
Strongly disagree	0.00%	0
Don't know	0.00%	0
<b>TOTAL</b>		<b>17</b>

## Q6 My child's individual needs are met.

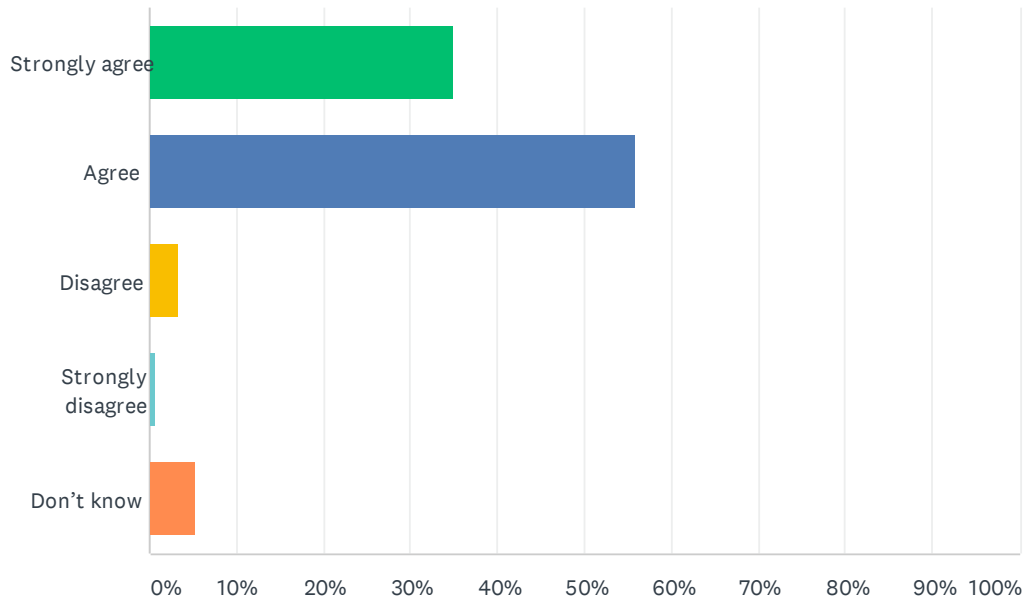
Answered: 151 Skipped: 7



ANSWER CHOICES	RESPONSES	
Strongly agree	22.52%	34
Agree	53.64%	81
Disagree	18.54%	28
Strongly disagree	3.31%	5
Don't know	1.99%	3
TOTAL		151

## Q7 My child's encouraged to do their best.

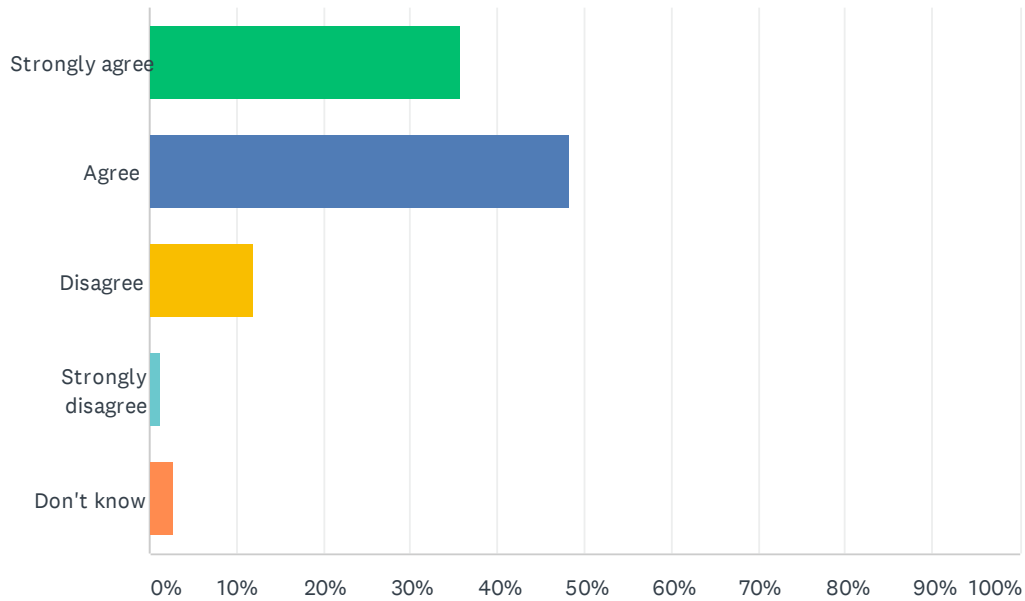
Answered: 152 Skipped: 6



ANSWER CHOICES	RESPONSES	
Strongly agree	34.87%	53
Agree	55.92%	85
Disagree	3.29%	5
Strongly disagree	0.66%	1
Don't know	5.26%	8
<b>TOTAL</b>		<b>152</b>

## Q8 My child's demonstrating growth in literacy.

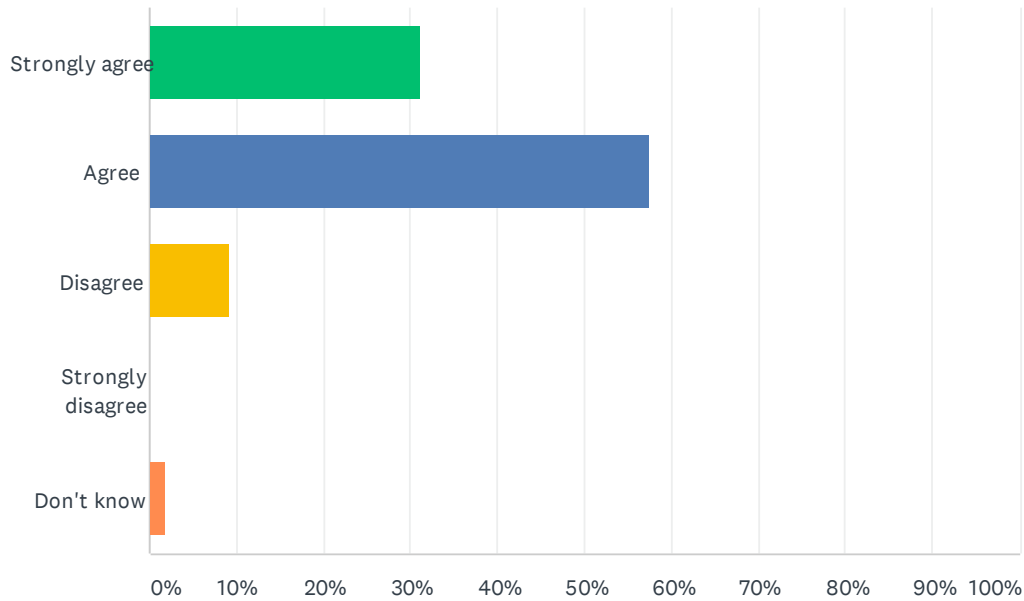
Answered: 151 Skipped: 7



ANSWER CHOICES	RESPONSES	
Strongly agree	35.76%	54
Agree	48.34%	73
Disagree	11.92%	18
Strongly disagree	1.32%	2
Don't know	2.65%	4
<b>TOTAL</b>		<b>151</b>

## Q9 My child's demonstrating growth in numeracy.

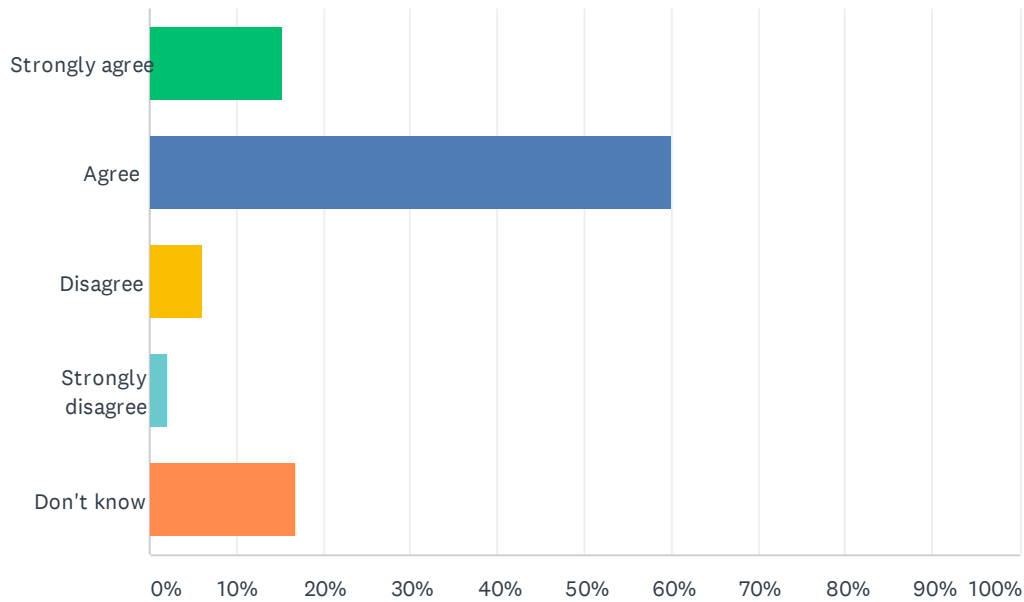
Answered: 151 Skipped: 7



ANSWER CHOICES	RESPONSES	
Strongly agree	31.13%	47
Agree	57.62%	87
Disagree	9.27%	14
Strongly disagree	0.00%	0
Don't know	1.99%	3
<b>TOTAL</b>		<b>151</b>

## Q10 My child has an understanding of First Nations, Métis and Inuit culture and history.

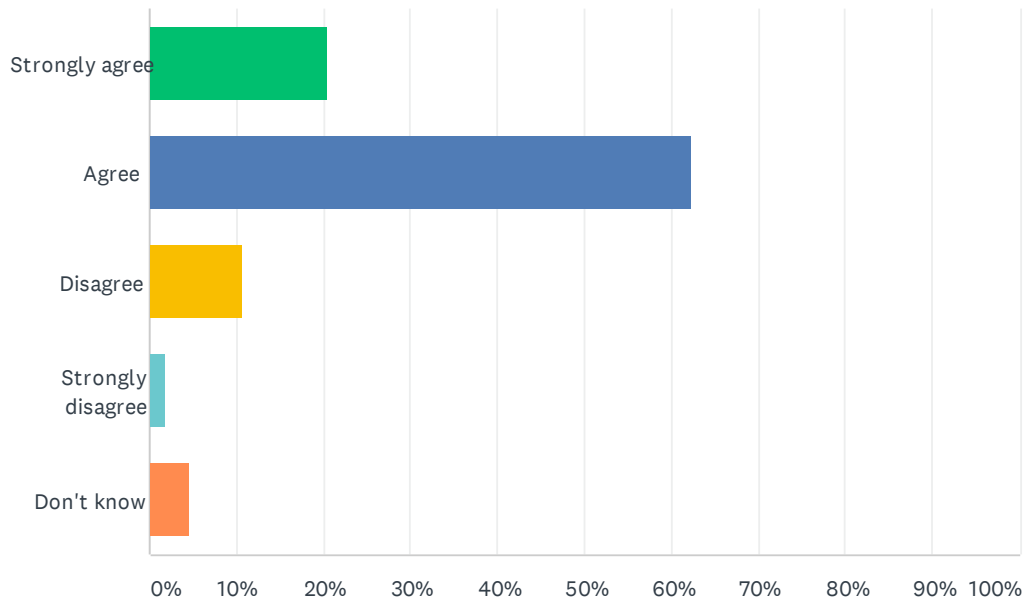
Answered: 150 Skipped: 8



ANSWER CHOICES	RESPONSES	
Strongly agree	15.33%	23
Agree	60.00%	90
Disagree	6.00%	9
Strongly disagree	2.00%	3
Don't know	16.67%	25
TOTAL		150

## Q11 My child's learning the knowledge, skills and attitudes necessary to be successful in life.

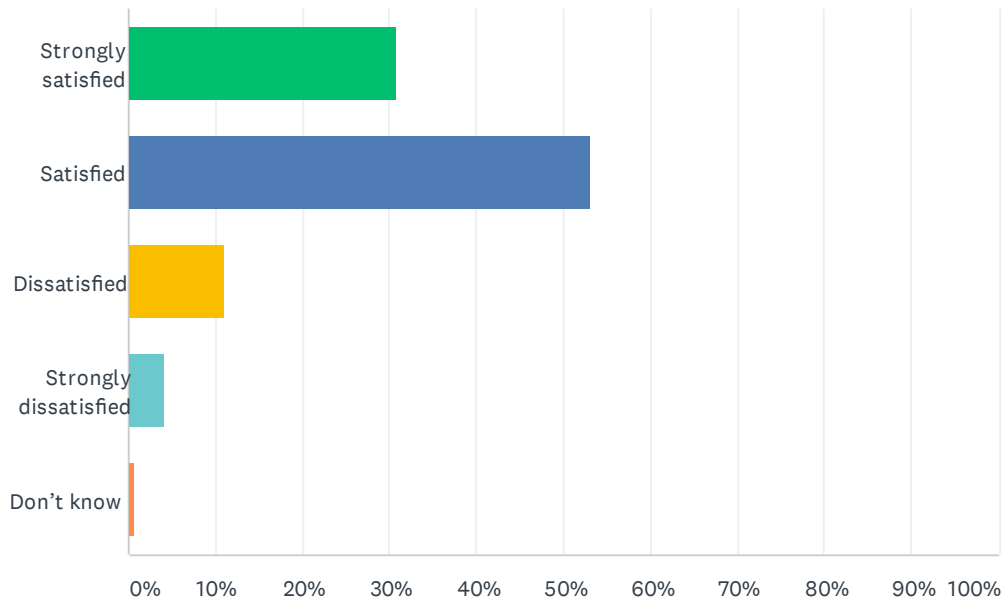
Answered: 151 Skipped: 7



ANSWER CHOICES	RESPONSES	
Strongly agree	20.53%	31
Agree	62.25%	94
Disagree	10.60%	16
Strongly disagree	1.99%	3
Don't know	4.64%	7
TOTAL		151

## Q12 How satisfied are you with the quality of education your child's receiving at school?

Answered: 143 Skipped: 15

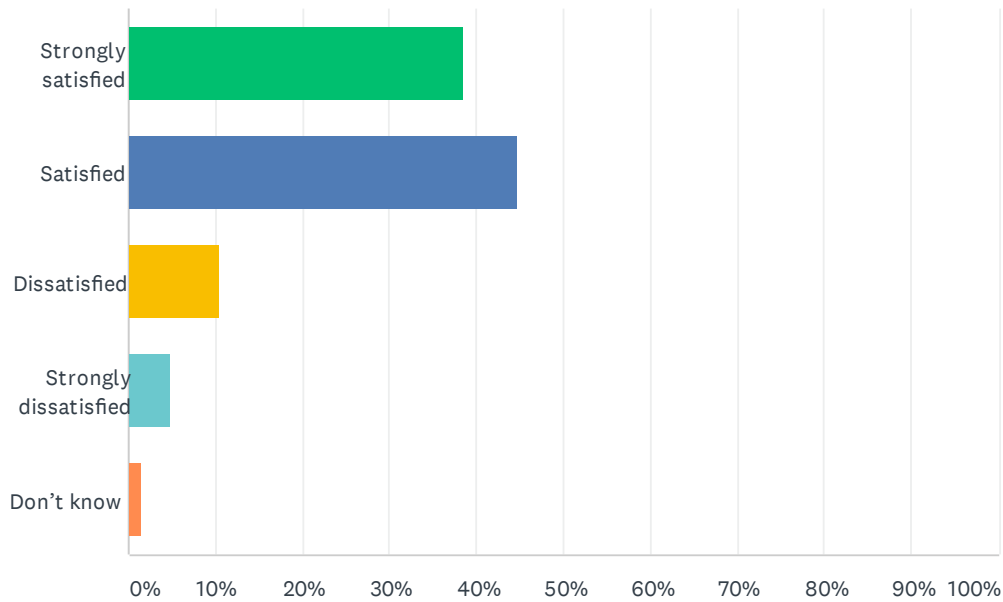


ANSWER CHOICES	RESPONSES	
Strongly satisfied	30.77%	44
Satisfied	53.15%	76
Dissatisfied	11.19%	16
Strongly dissatisfied	4.20%	6
Don't know	0.70%	1
TOTAL		143



## Q13 How satisfied are you with the quality of teaching at your child's school?

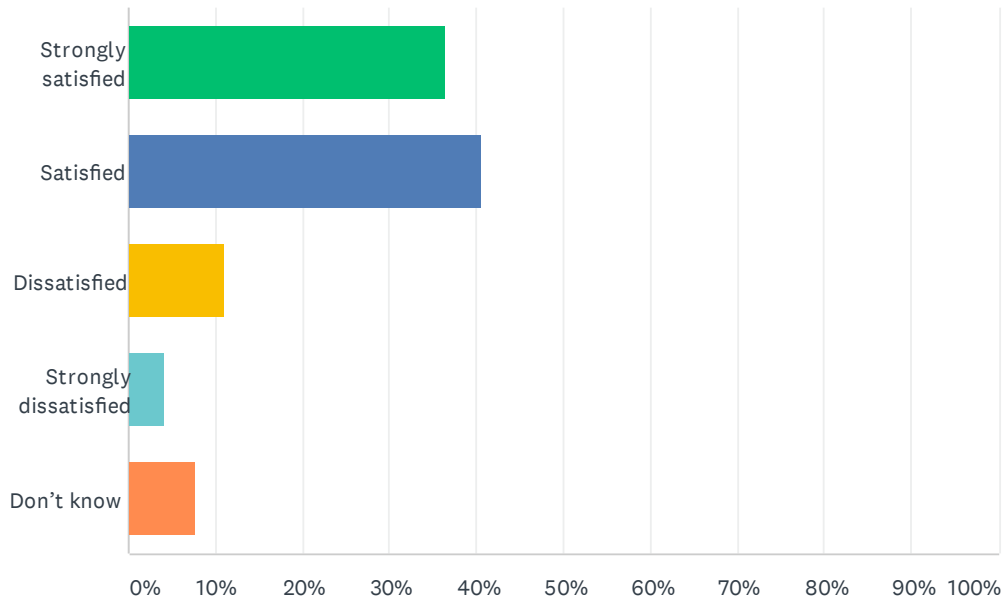
Answered: 143 Skipped: 15



ANSWER CHOICES	RESPONSES	
Strongly satisfied	38.46%	55
Satisfied	44.76%	64
Dissatisfied	10.49%	15
Strongly dissatisfied	4.90%	7
Don't know	1.40%	2
TOTAL		143

## Q14 How satisfied are you with the leadership at your child's school?

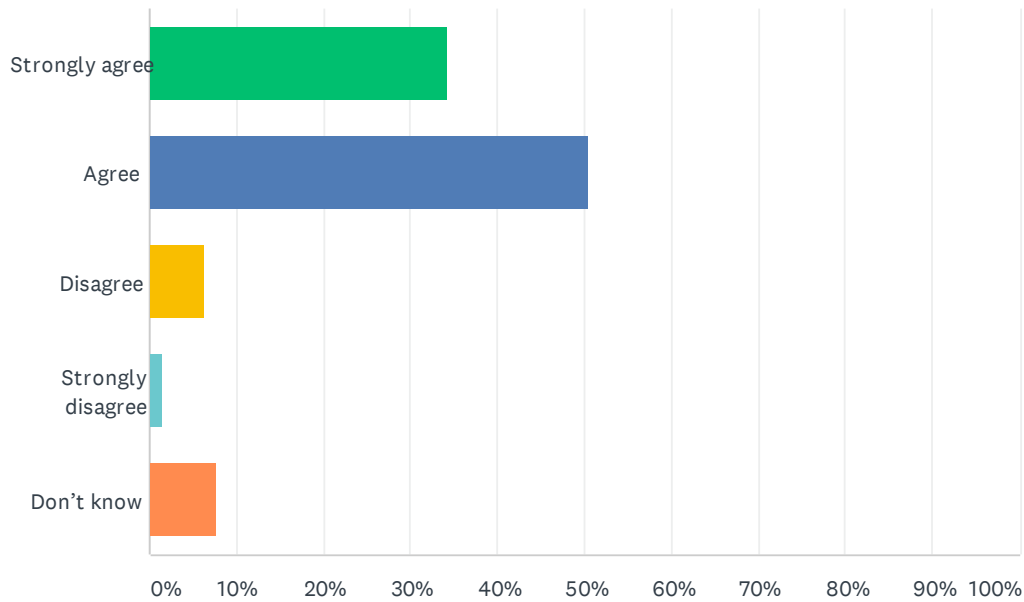
Answered: 143   Skipped: 15



ANSWER CHOICES	RESPONSES	
Strongly satisfied	36.36%	52
Satisfied	40.56%	58
Dissatisfied	11.19%	16
Strongly dissatisfied	4.20%	6
Don't know	7.69%	11
TOTAL		143

## Q15 My child's school encourages my child to be a responsible, respectful and engaged citizen.

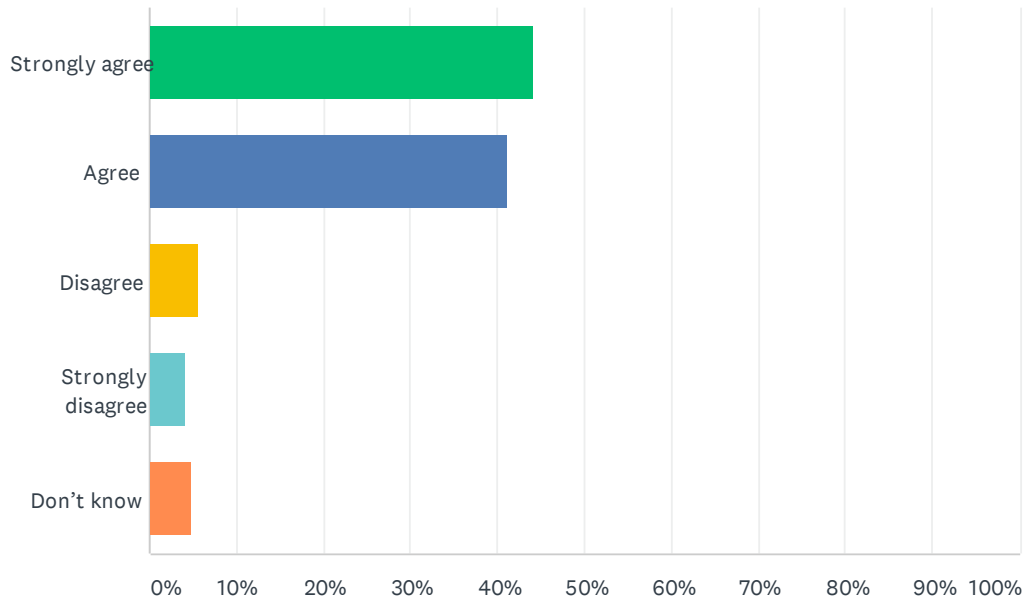
Answered: 143 Skipped: 15



ANSWER CHOICES	RESPONSES	
Strongly agree	34.27%	49
Agree	50.35%	72
Disagree	6.29%	9
Strongly disagree	1.40%	2
Don't know	7.69%	11
TOTAL		143

## Q16 School staff care about my child.

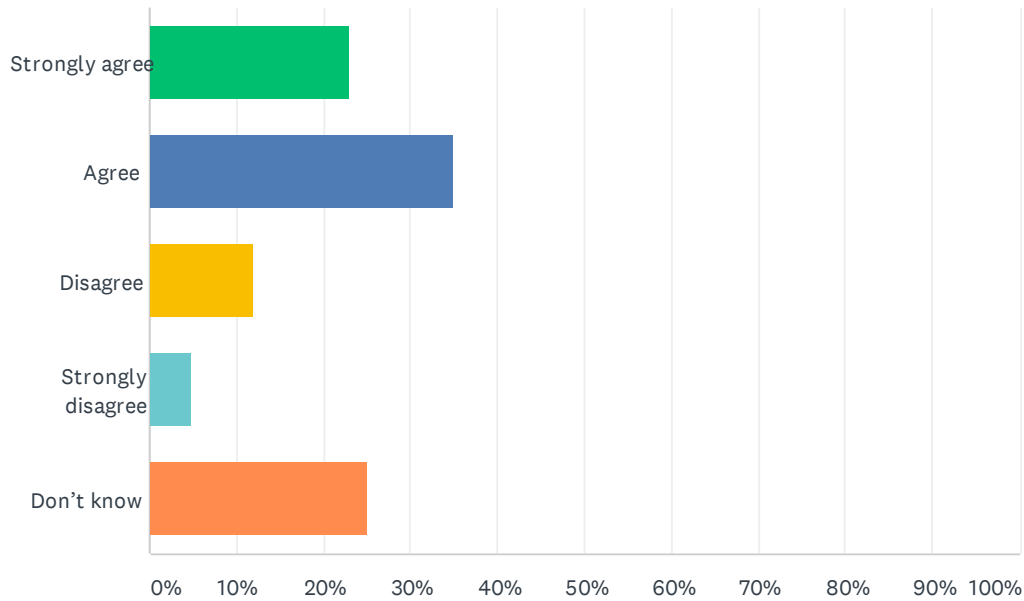
Answered: 143   Skipped: 15



ANSWER CHOICES	RESPONSES	
Strongly agree	44.06%	63
Agree	41.26%	59
Disagree	5.59%	8
Strongly disagree	4.20%	6
Don't know	4.90%	7
<b>TOTAL</b>		<b>143</b>

## Q17 My child's school handles discipline fairly and reasonably.

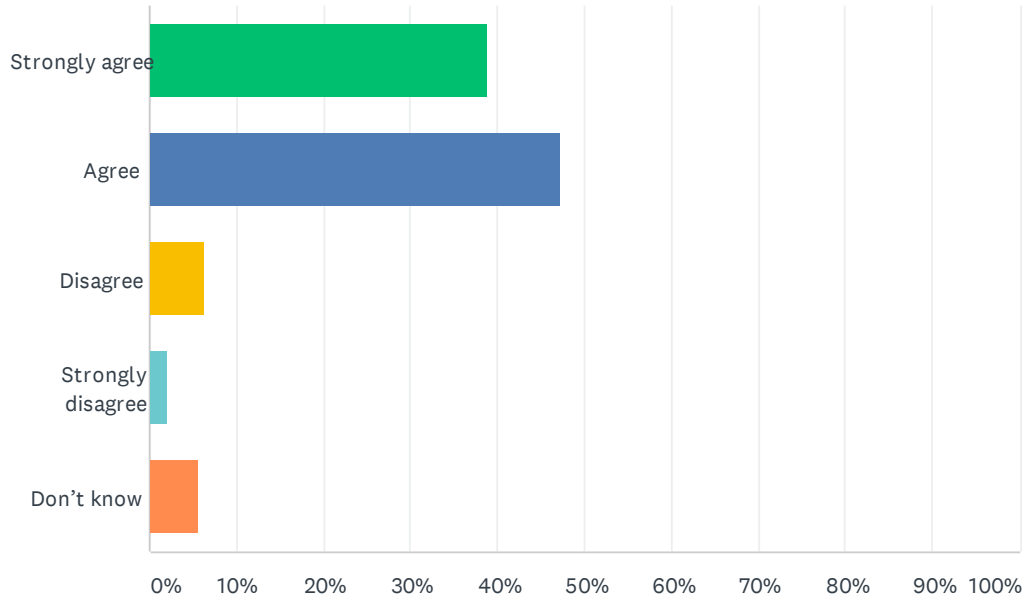
Answered: 143   Skipped: 15



ANSWER CHOICES	RESPONSES	
Strongly agree	23.08%	33
Agree	34.97%	50
Disagree	11.89%	17
Strongly disagree	4.90%	7
Don't know	25.17%	36
<b>TOTAL</b>		<b>143</b>

## Q18 My child's school is safe.

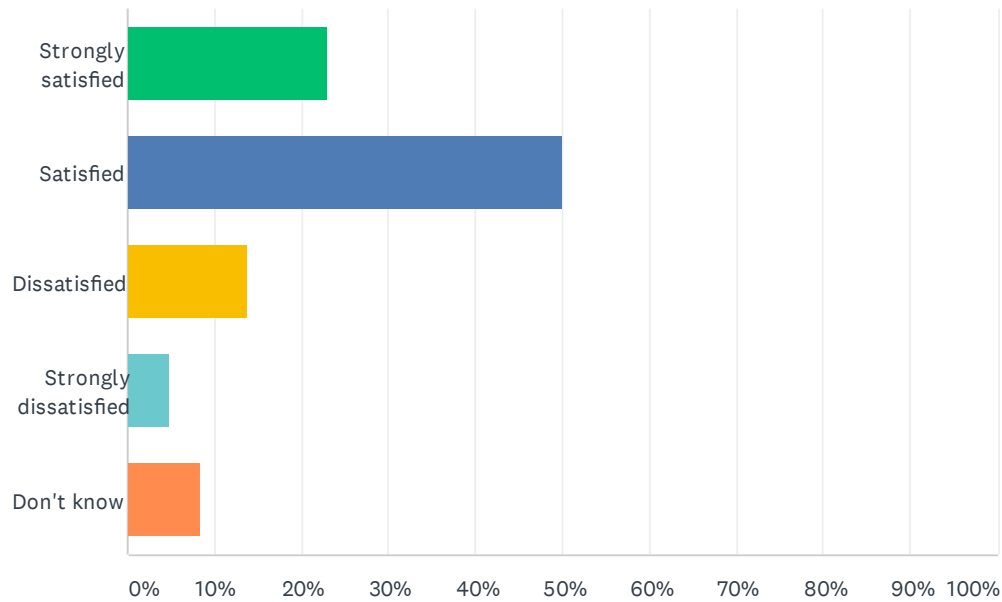
Answered: 144 Skipped: 14



ANSWER CHOICES	RESPONSES	
Strongly agree	38.89%	56
Agree	47.22%	68
Disagree	6.25%	9
Strongly disagree	2.08%	3
Don't know	5.56%	8
TOTAL		144

## Q19 How satisfied are you with the resources available to support your child's learning?

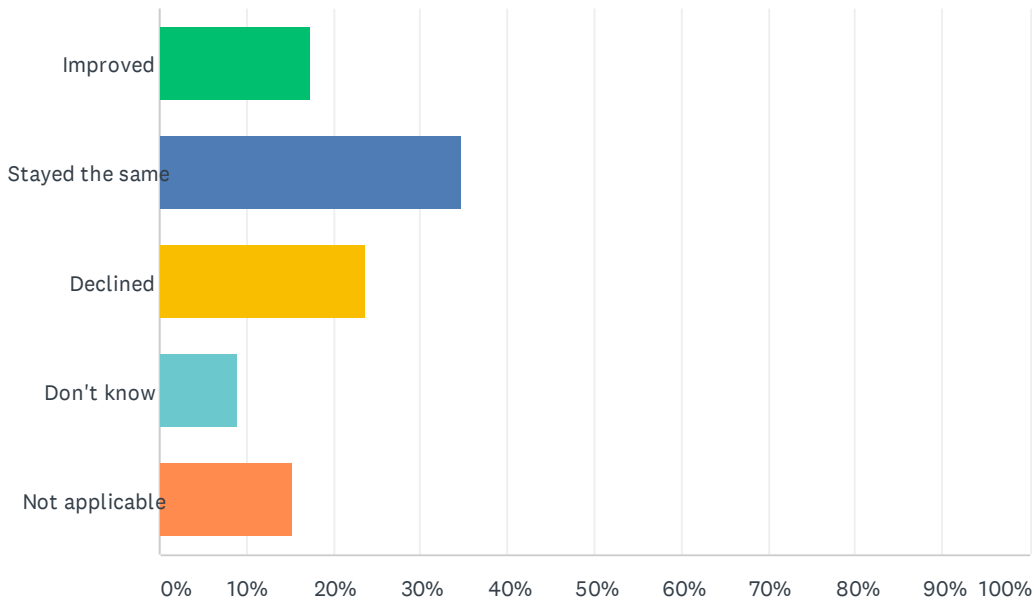
Answered: 144 Skipped: 14



ANSWER CHOICES	RESPONSES	
Strongly satisfied	22.92%	33
Satisfied	50.00%	72
Dissatisfied	13.89%	20
Strongly dissatisfied	4.86%	7
Don't know	8.33%	12
<b>TOTAL</b>		<b>144</b>

## Q20 In your opinion, has the quality of education your child experienced improved, stayed the same or declined in the past three years?

Answered: 144 Skipped: 14

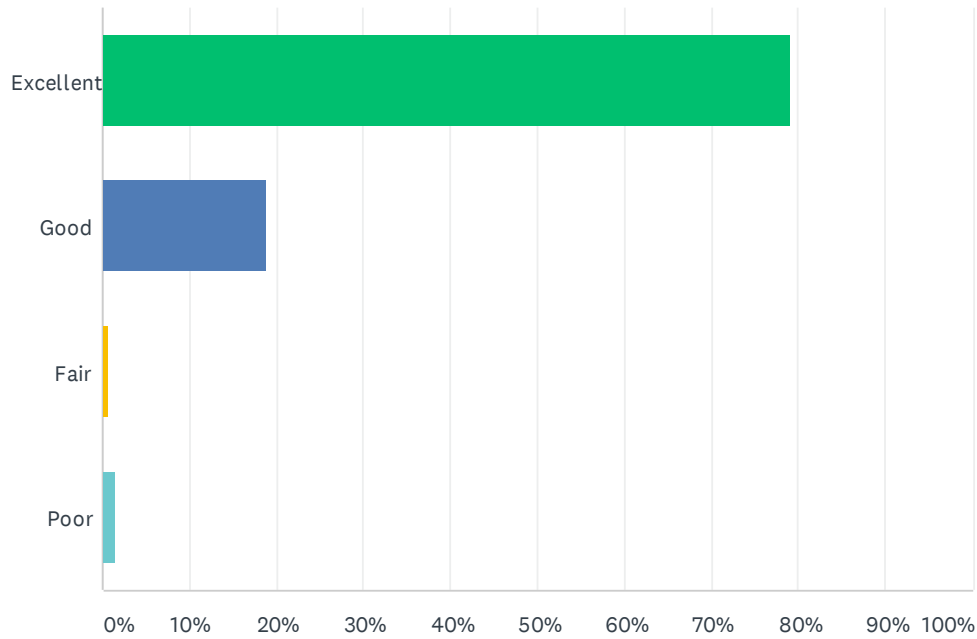


ANSWER CHOICES	RESPONSES	
Improved	17.36%	25
Stayed the same	34.72%	50
Declined	23.61%	34
Don't know	9.03%	13
Not applicable	15.28%	22
TOTAL		144



## Q21 How do you rate the physical condition of your child's school?

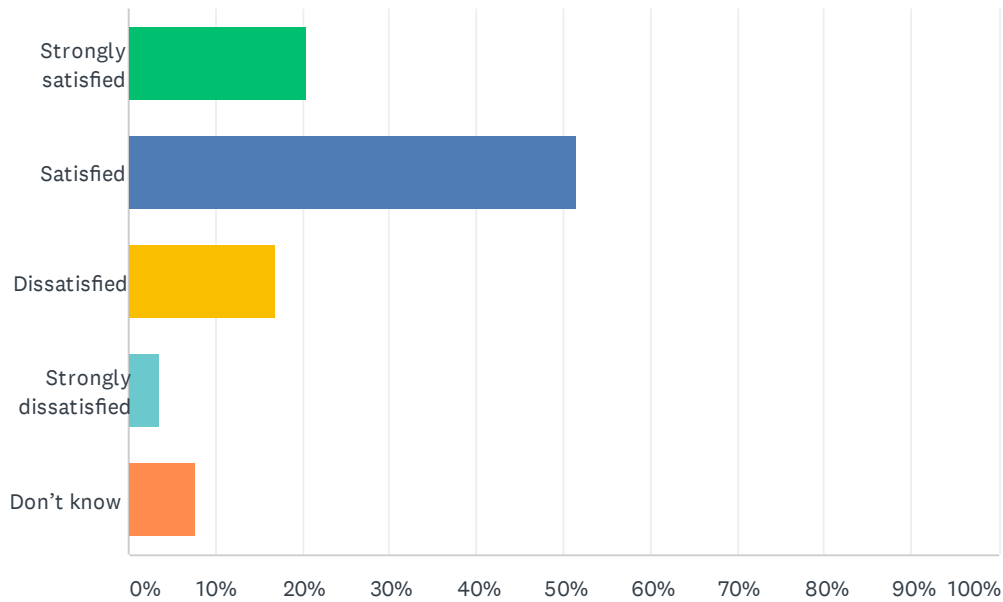
Answered: 143   Skipped: 15



ANSWER CHOICES	RESPONSES	
Excellent	79.02%	113
Good	18.88%	27
Fair	0.70%	1
Poor	1.40%	2
TOTAL		143

## Q22 How satisfied are you with the opportunities provided to be involved in your child's education?

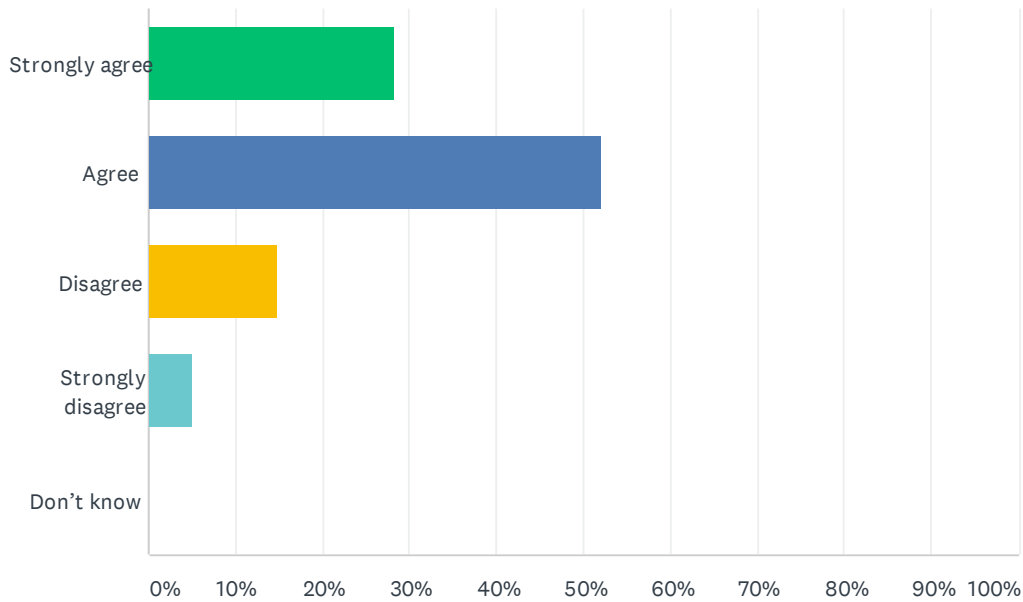
Answered: 142 Skipped: 16



ANSWER CHOICES	RESPONSES	
Strongly satisfied	20.42%	29
Satisfied	51.41%	73
Dissatisfied	16.90%	24
Strongly dissatisfied	3.52%	5
Don't know	7.75%	11
TOTAL		142

## Q23 The school keeps me informed about my child's progress and achievement.

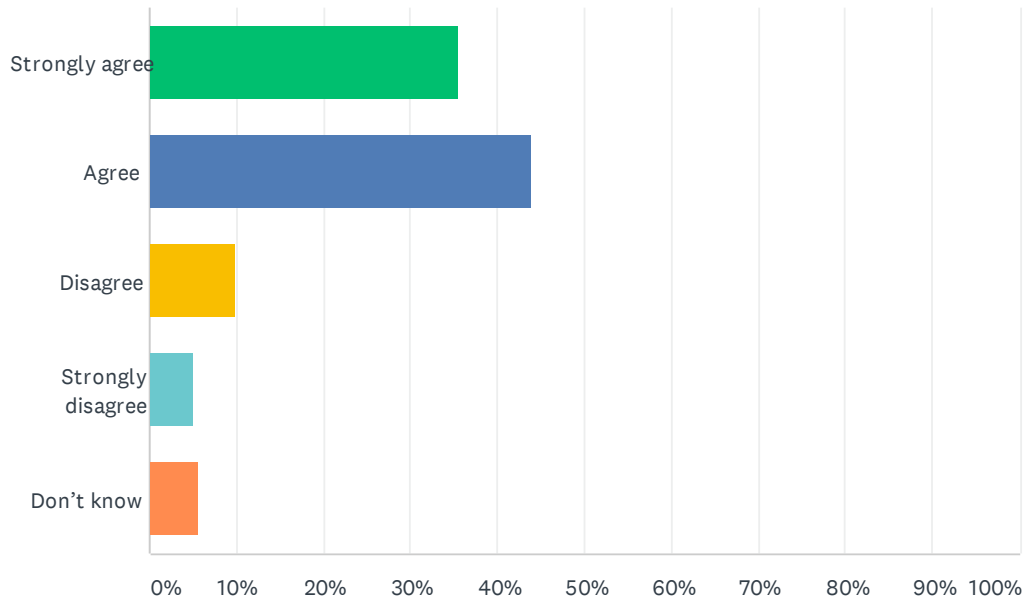
Answered: 142 Skipped: 16



ANSWER CHOICES	RESPONSES	
Strongly agree	28.17%	40
Agree	52.11%	74
Disagree	14.79%	21
Strongly disagree	4.93%	7
Don't know	0.00%	0
TOTAL		142

## Q24 There is open and honest communication within my child's school.

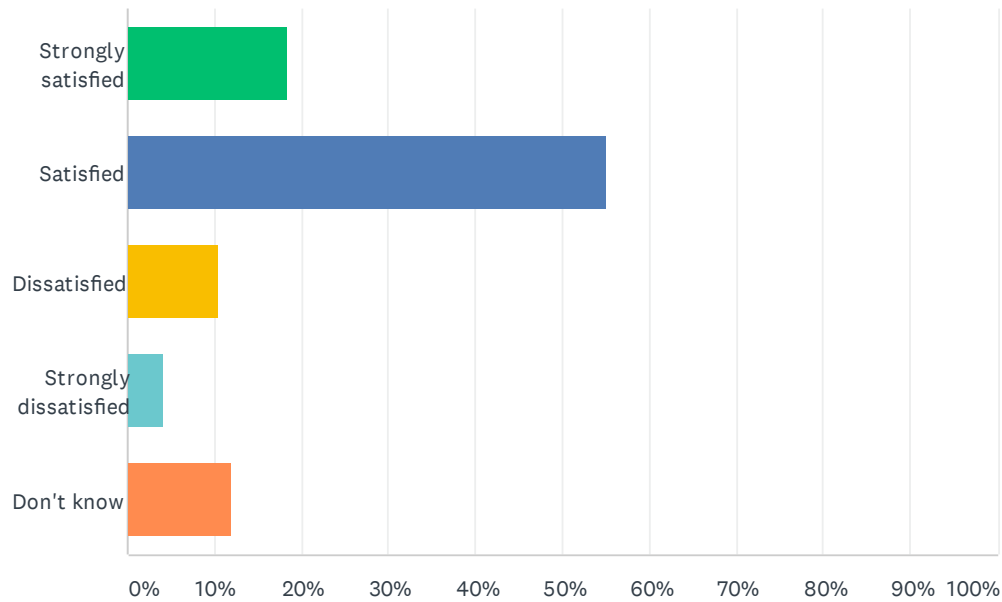
Answered: 141 Skipped: 17



ANSWER CHOICES	RESPONSES	
Strongly agree	35.46%	50
Agree	43.97%	62
Disagree	9.93%	14
Strongly disagree	4.96%	7
Don't know	5.67%	8
<b>TOTAL</b>		<b>141</b>

## Q25 How satisfied are you with the Division's commitment to engaging families in matters that affect public education?

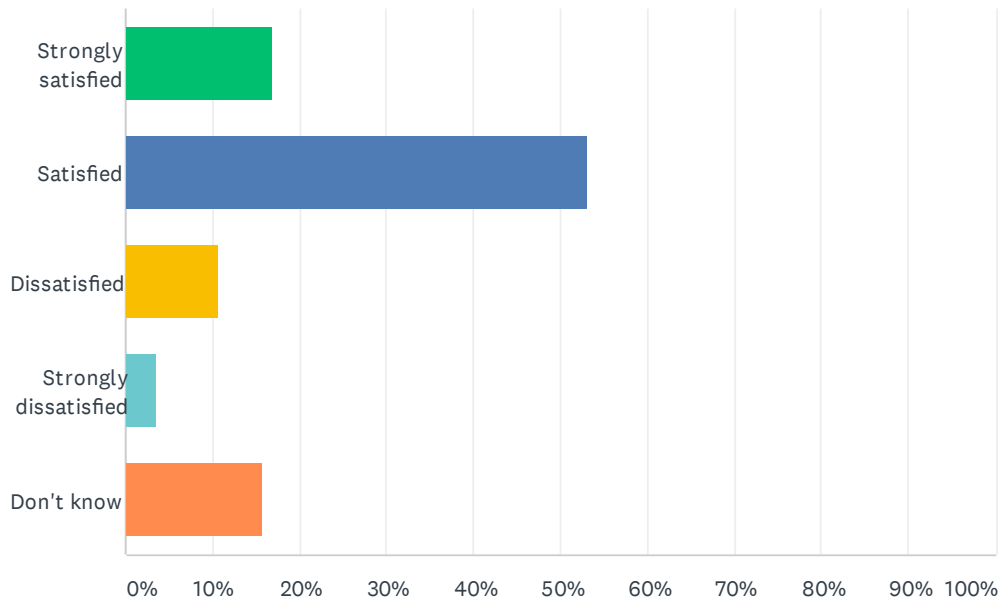
Answered: 142 Skipped: 16



ANSWER CHOICES	RESPONSES	
Strongly satisfied	18.31%	26
Satisfied	54.93%	78
Dissatisfied	10.56%	15
Strongly dissatisfied	4.23%	6
Don't know	11.97%	17
TOTAL		142

## Q26 How satisfied are you with the Division's commitment to advocating for public education?

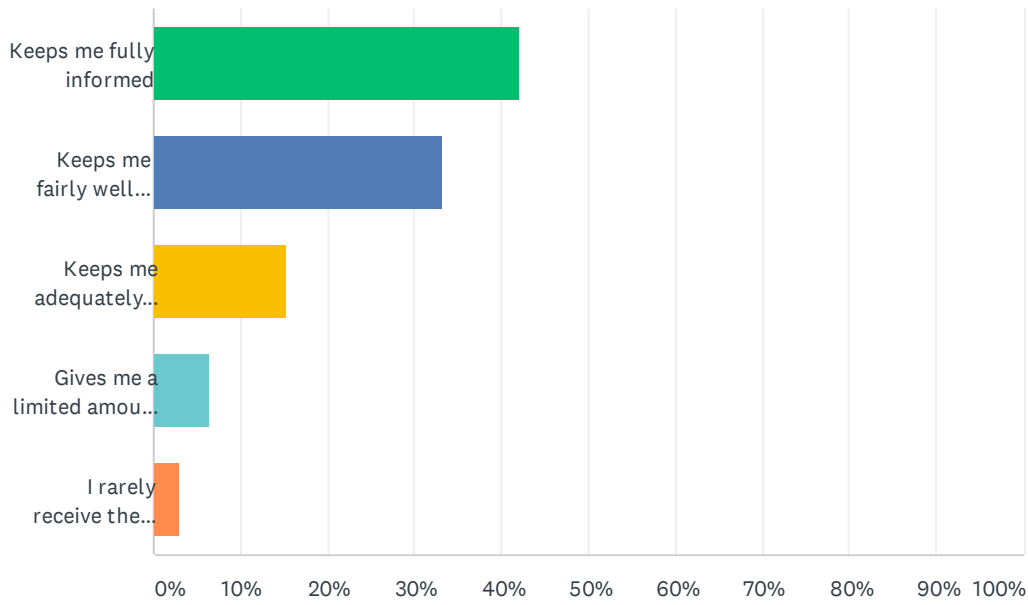
Answered: 141 Skipped: 17



ANSWER CHOICES	RESPONSES	
Strongly satisfied	17.02%	24
Satisfied	53.19%	75
Dissatisfied	10.64%	15
Strongly dissatisfied	3.55%	5
Don't know	15.60%	22
TOTAL		141

**Q27 Elk Island Public Schools appreciates the opportunity to stay connected with parents about news, activities, programs and other matters of importance. What is your impression of the communication you receive from your child's school?**

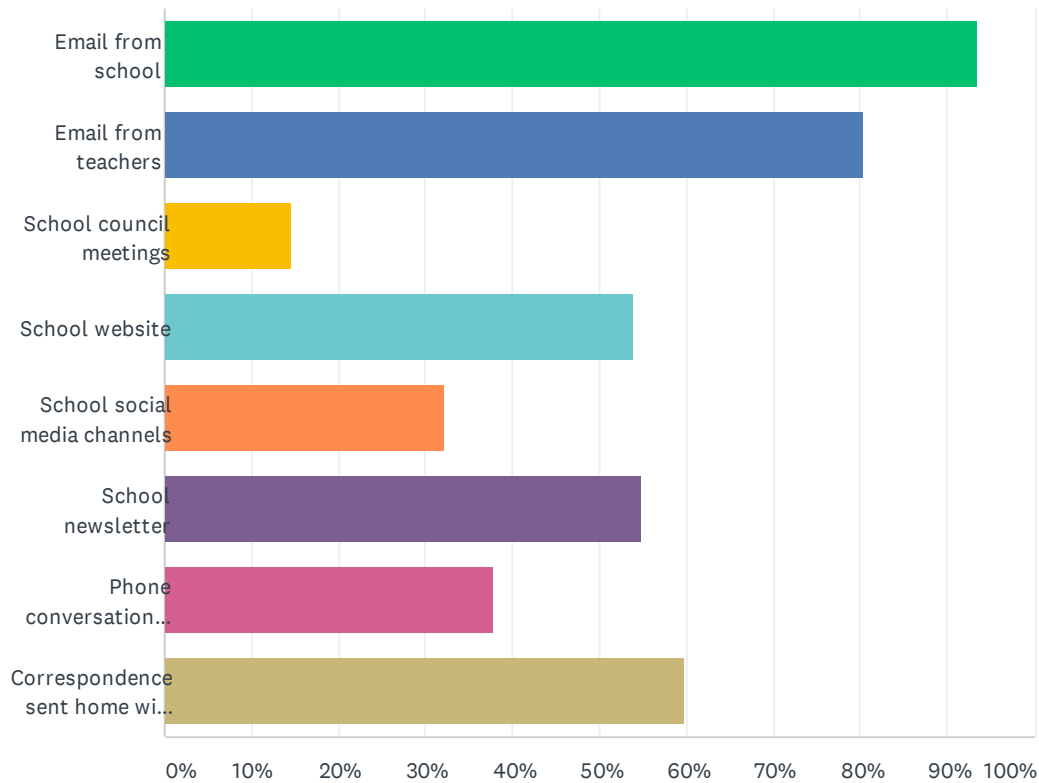
Answered: 138 Skipped: 20



ANSWER CHOICES	RESPONSES	
Keeps me fully informed	42.03%	58
Keeps me fairly well informed	33.33%	46
Keeps me adequately informed	15.22%	21
Gives me a limited amount of information	6.52%	9
I rarely receive the information I need	2.90%	4
TOTAL		138

## Q28 Do you regularly make use of the following to keep up to date on school activities, programs, etc.? Check all that apply.

Answered: 137 Skipped: 21

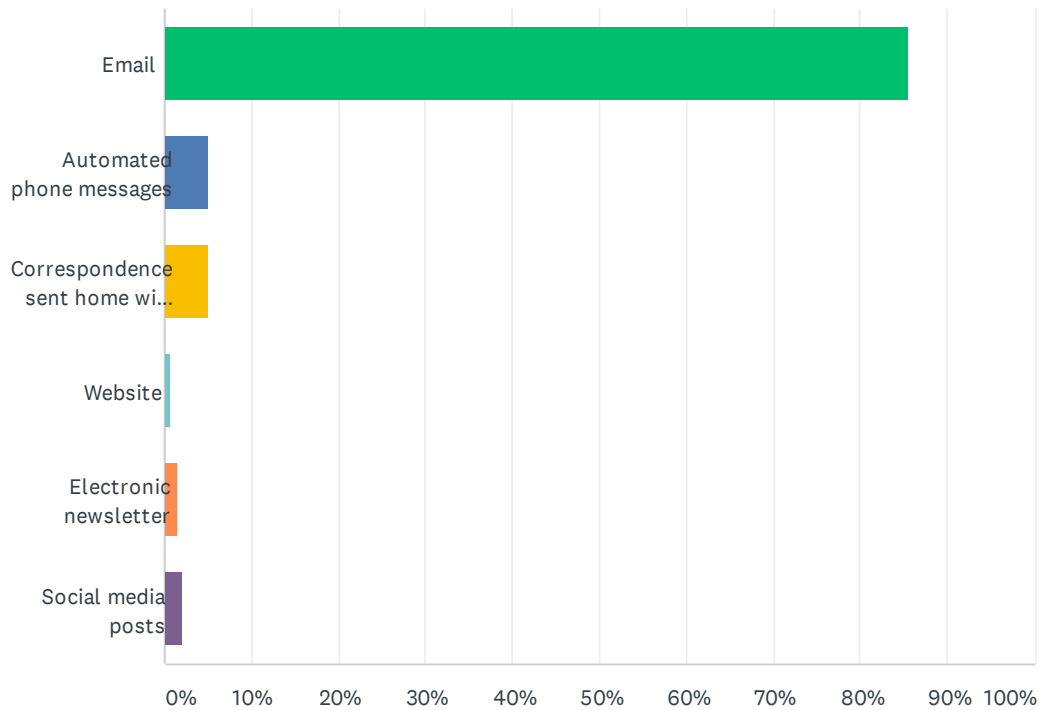


ANSWER CHOICES	RESPONSES	
Email from school	93.43%	128
Email from teachers	80.29%	110
School council meetings	14.60%	20
School website	54.01%	74
School social media channels	32.12%	44
School newsletter	54.74%	75
Phone conversations with the school or teachers	37.96%	52
Correspondence sent home with my child	59.85%	82
Total Respondents: 137		



## Q29 What is your most preferred method of communication from the school and Division?

Answered: 139 Skipped: 19



ANSWER CHOICES	RESPONSES	
Email	85.61%	119
Automated phone messages	5.04%	7
Correspondence sent home with my child	5.04%	7
Website	0.72%	1
Electronic newsletter	1.44%	2
Social media posts	2.16%	3
TOTAL		139

Q30 Do you visit the Division website ([www.eips.ca](http://www.eips.ca)) for information on:

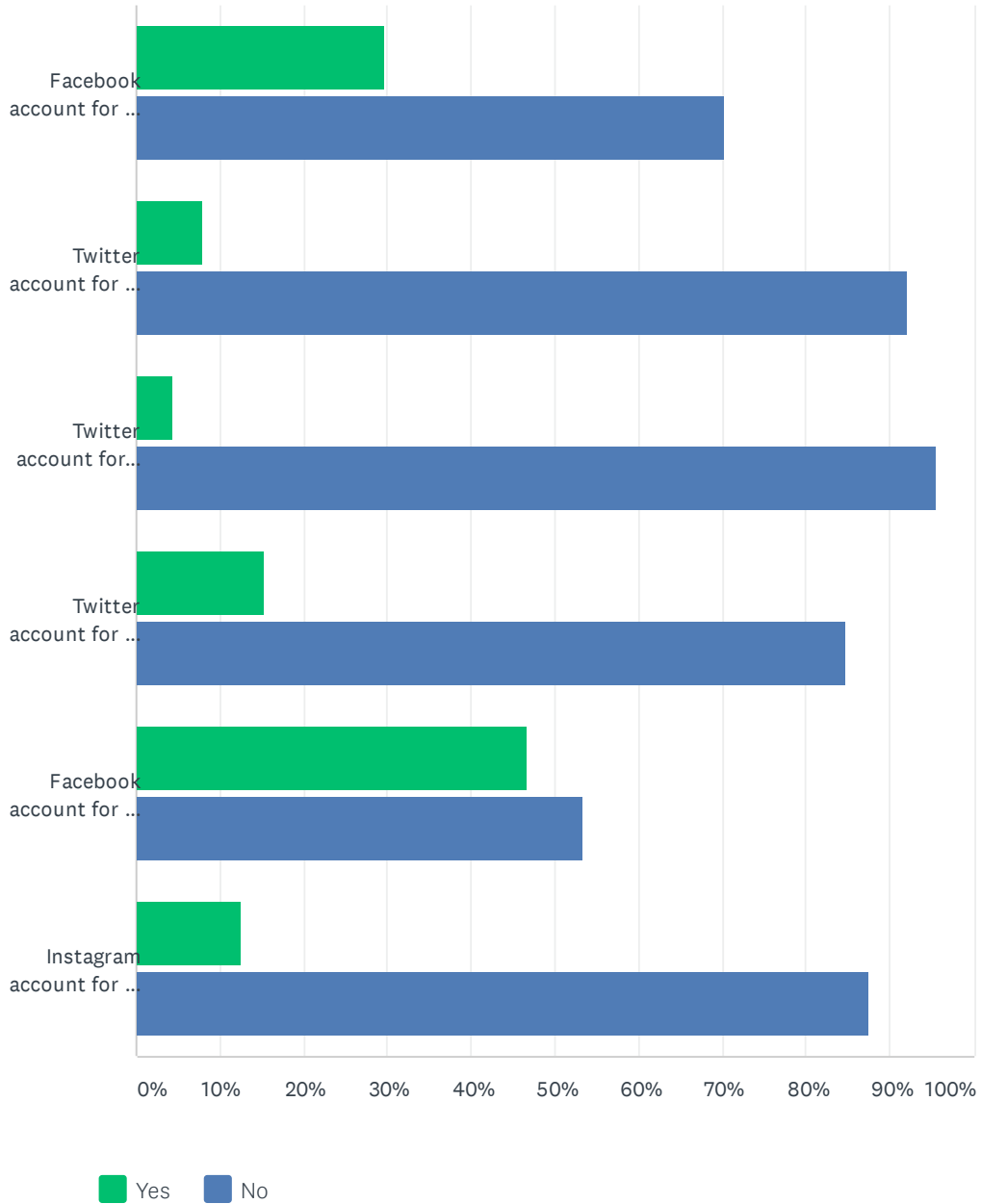
Answered: 140   Skipped: 18

**Editor's note:**

As Question #30 is only relevant at the Division level, responses have been omitted in the school-level data. As such, pages 35-36 have been excluded from this document.

## Q31 The Division and schools often share news and information on social media. Do you follow:

Answered: 139 Skipped: 19



# EIPS Parent Survey 2020-21

	YES	NO	TOTAL	WEIGHTED AVERAGE
Facebook account for the Division (@ElkIslandPublicSchools)	29.71% 41	70.29% 97	138	1.30
Twitter account for the Division (@eips)	8.03% 11	91.97% 126	137	1.08
Twitter account for EIPS Student Transportation (@eipsST)	4.41% 6	95.59% 130	136	1.04
Twitter account for my child's school, if applicable	15.33% 21	84.67% 116	137	1.15
Facebook account for my child's school, if applicable	46.72% 64	53.28% 73	137	1.47
Instagram account for my child's school, if applicable	12.59% 17	87.41% 118	135	1.13