



Q1 What school does your child currently attend?

Answered: 220 Skipped: 0



EIPS Parent Survey 2019-20



EIPS Parent Survey 2019-20

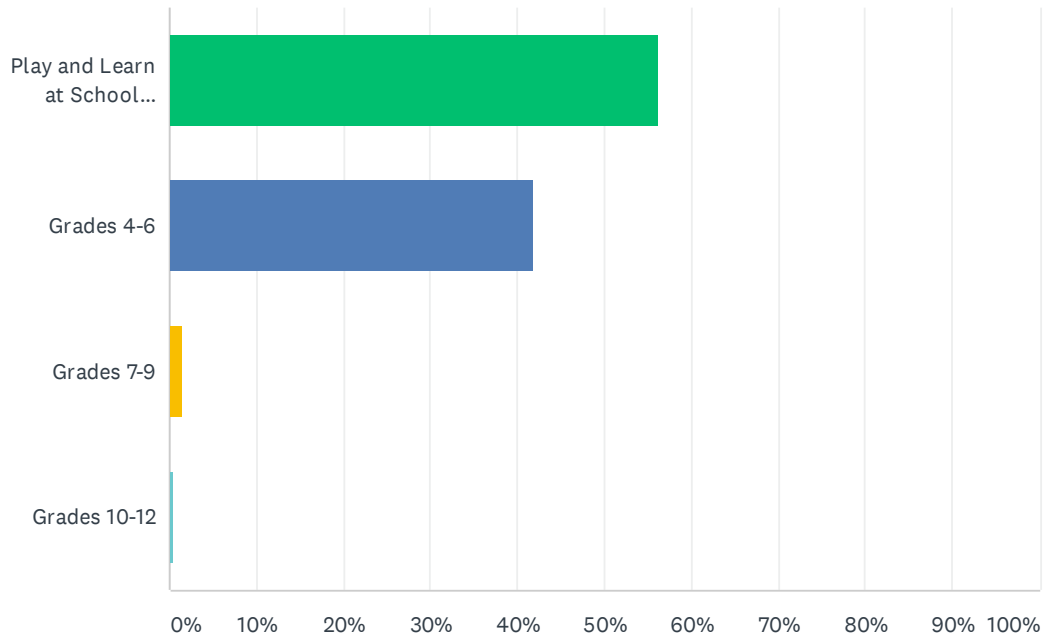
ANSWER CHOICES	RESPONSES	
A.L. Horton Elementary	0.00%	0
Andrew School	0.00%	0
Ardrossan Elementary	100.00%	220
Ardrossan Junior Senior High	0.00%	0
Bev Facey Community High	0.00%	0
Brentwood Elementary	0.00%	0
Bruderheim School	0.00%	0
Clover Bar Junior High	0.00%	0
Davidson Creek Elementary	0.00%	0
École Campbelltown	0.00%	0
École Parc Élémentaire	0.00%	0
F.R. Haythorne Junior High	0.00%	0
Fort Saskatchewan Christian	0.00%	0
Fort Saskatchewan Elementary	0.00%	0
Fort Saskatchewan Senior High	0.00%	0
Fultonvale Elementary Junior High	0.00%	0
Glen Allan Elementary	0.00%	0
James Mowat Elementary	0.00%	0
Lakeland Ridge	0.00%	0
Lamont Elementary	0.00%	0
Lamont High	0.00%	0
Mills Haven Elementary	0.00%	0
Mundare School	0.00%	0
Next Step/Outreach	0.00%	0
Pine Street Elementary	0.00%	0
Rudolph Hennig Junior High	0.00%	0
Salisbury Composite High	0.00%	0
Sherwood Heights Junior High	0.00%	0
SouthPointe School	0.00%	0
Strathcona Christian Academy Elementary	0.00%	0
Strathcona Christian Academy Secondary	0.00%	0
Uncas Elementary	0.00%	0
Vegreville Composite High	0.00%	0

EIPS Parent Survey 2019-20

Wes Hosford Elementary	0.00%	0
Westboro Elementary	0.00%	0
Win Ferguson Elementary	0.00%	0
Woodbridge Farms Elementary	0.00%	0
Wye Elementary	0.00%	0
TOTAL		220

Q2 What grade is your child currently in?

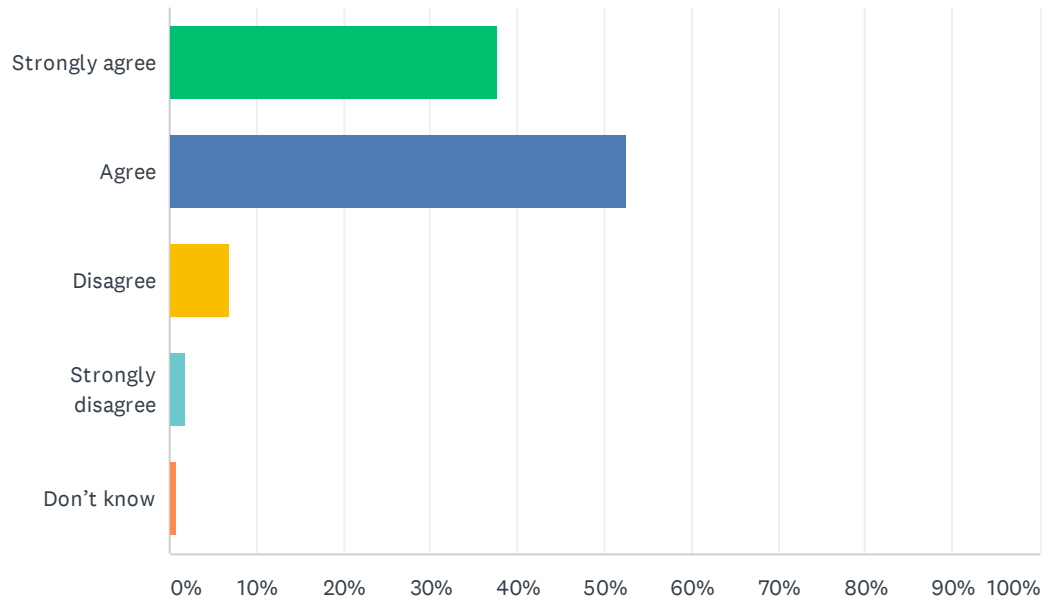
Answered: 220 Skipped: 0



ANSWER CHOICES	RESPONSES	
Play and Learn at School (PALS) Kindergarten Grades 1-3	56.36%	124
Grades 4-6	41.82%	92
Grades 7-9	1.36%	3
Grades 10-12	0.45%	1
TOTAL		220

Q3 My child's individual needs are met.

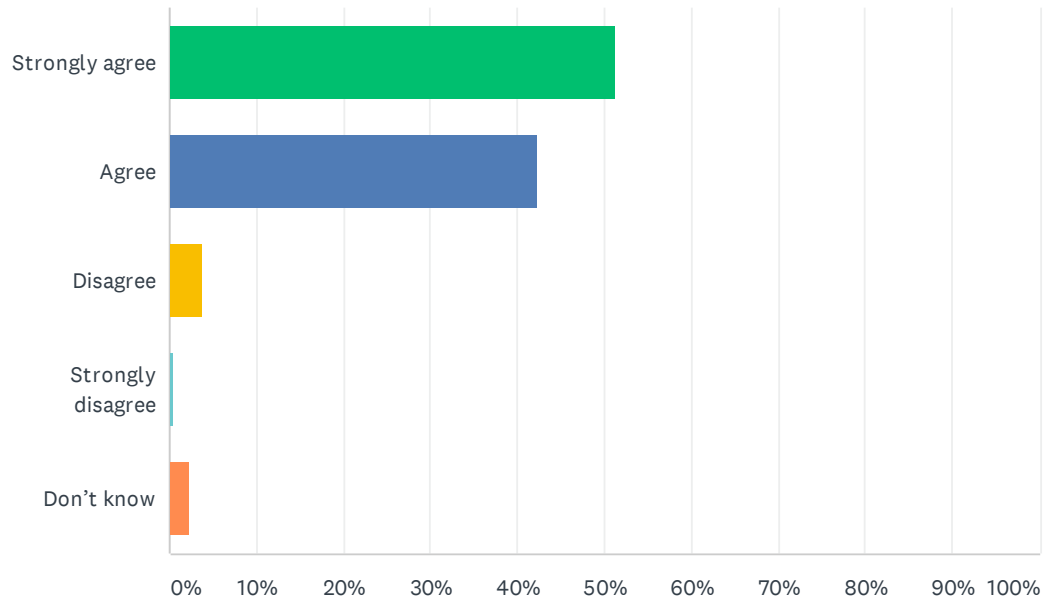
Answered: 215 Skipped: 5



ANSWER CHOICES	RESPONSES	
Strongly agree	37.67%	81
Agree	52.56%	113
Disagree	6.98%	15
Strongly disagree	1.86%	4
Don't know	0.93%	2
TOTAL		215

Q4 My child is encouraged at school to do his or her best.

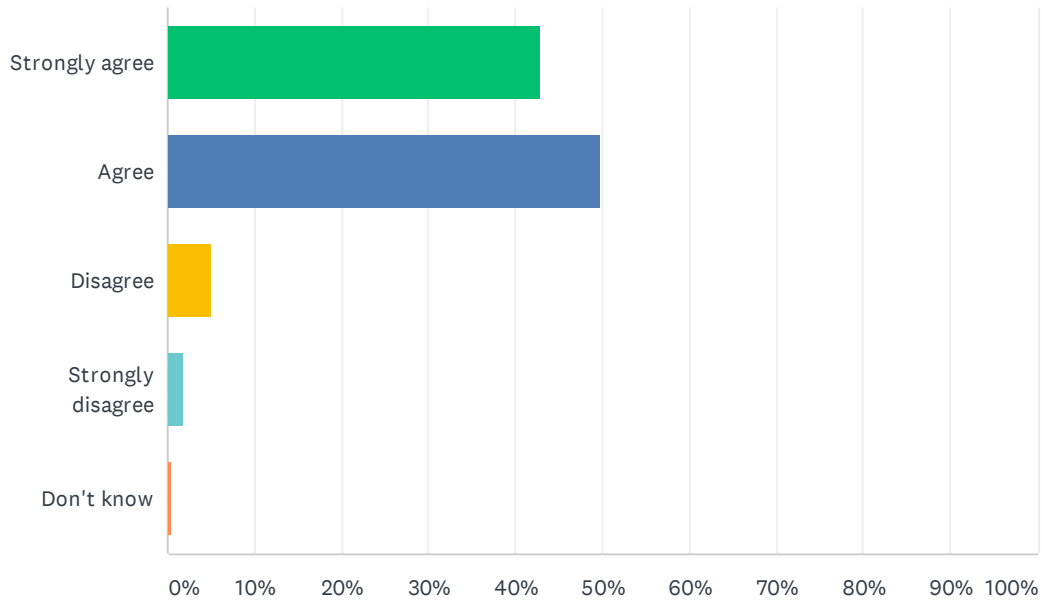
Answered: 213 Skipped: 7



ANSWER CHOICES	RESPONSES	
Strongly agree	51.17%	109
Agree	42.25%	90
Disagree	3.76%	8
Strongly disagree	0.47%	1
Don't know	2.35%	5
TOTAL		213

Q5 My child is demonstrating growth in literacy.

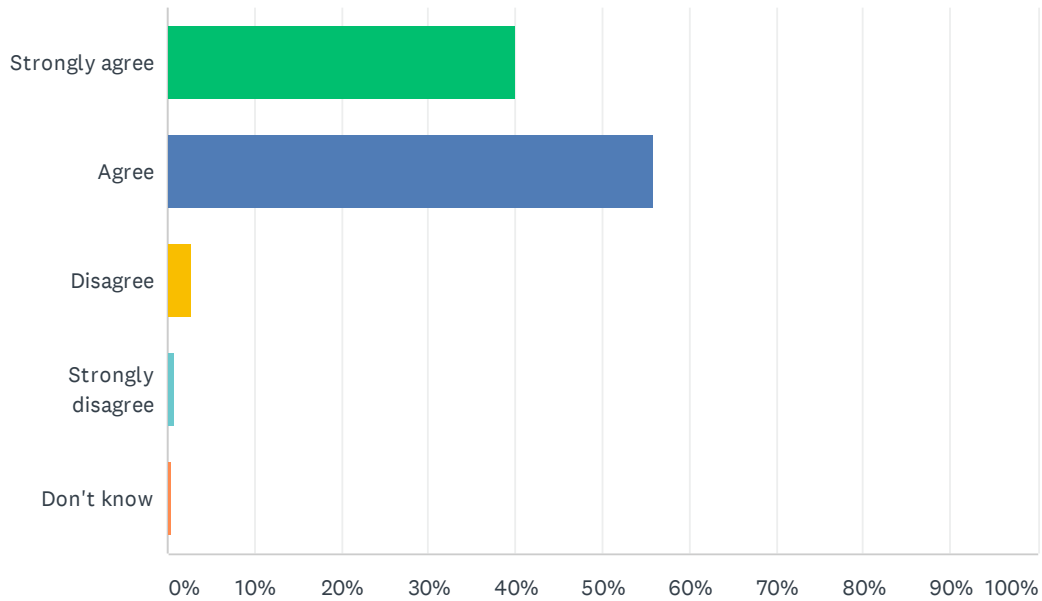
Answered: 215 Skipped: 5



ANSWER CHOICES	RESPONSES	
Strongly agree	42.79%	92
Agree	49.77%	107
Disagree	5.12%	11
Strongly disagree	1.86%	4
Don't know	0.47%	1
TOTAL		215

Q6 My child is demonstrating growth in numeracy.

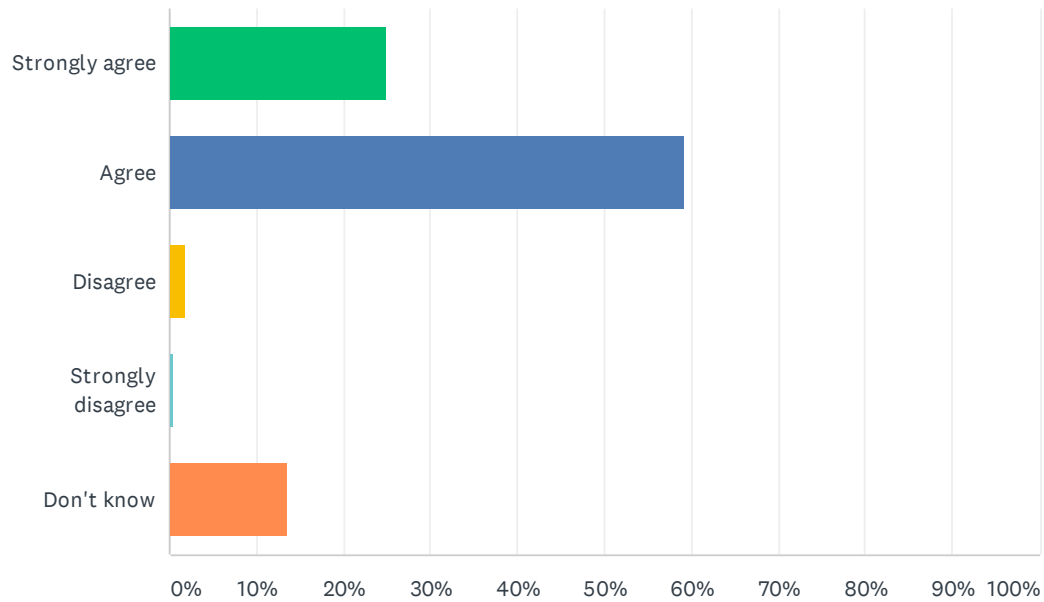
Answered: 213 Skipped: 7



ANSWER CHOICES	RESPONSES	
Strongly agree	39.91%	85
Agree	55.87%	119
Disagree	2.82%	6
Strongly disagree	0.94%	2
Don't know	0.47%	1
TOTAL		213

Q7 My child has an understanding of First Nations, Métis and Inuit culture and history.

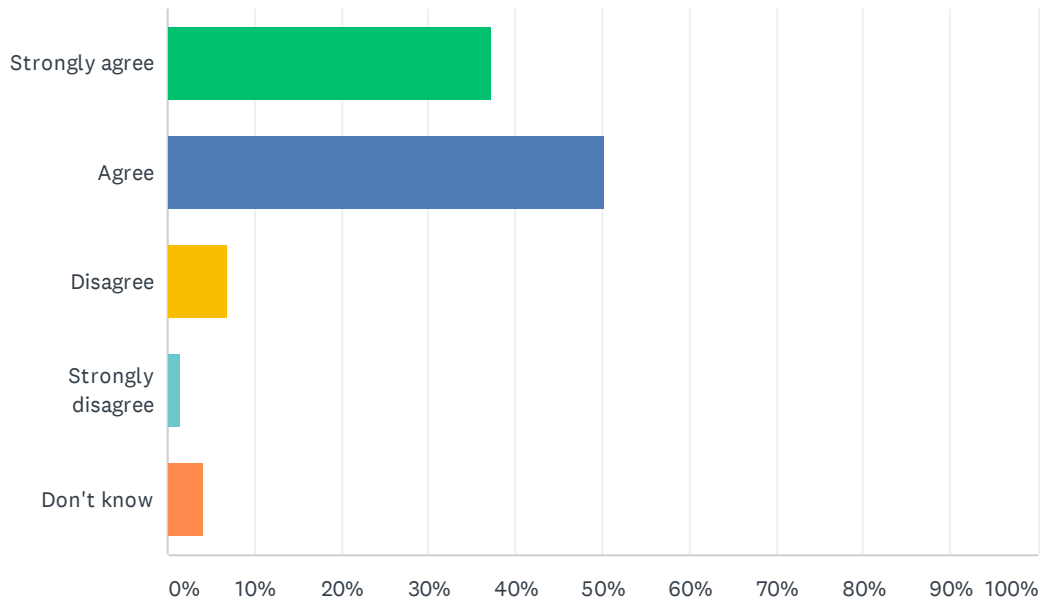
Answered: 213 Skipped: 7



ANSWER CHOICES	RESPONSES	
Strongly agree	24.88%	53
Agree	59.15%	126
Disagree	1.88%	4
Strongly disagree	0.47%	1
Don't know	13.62%	29
TOTAL		213

Q8 My child is being taught knowledge, skills and attitudes necessary to be successful in life.

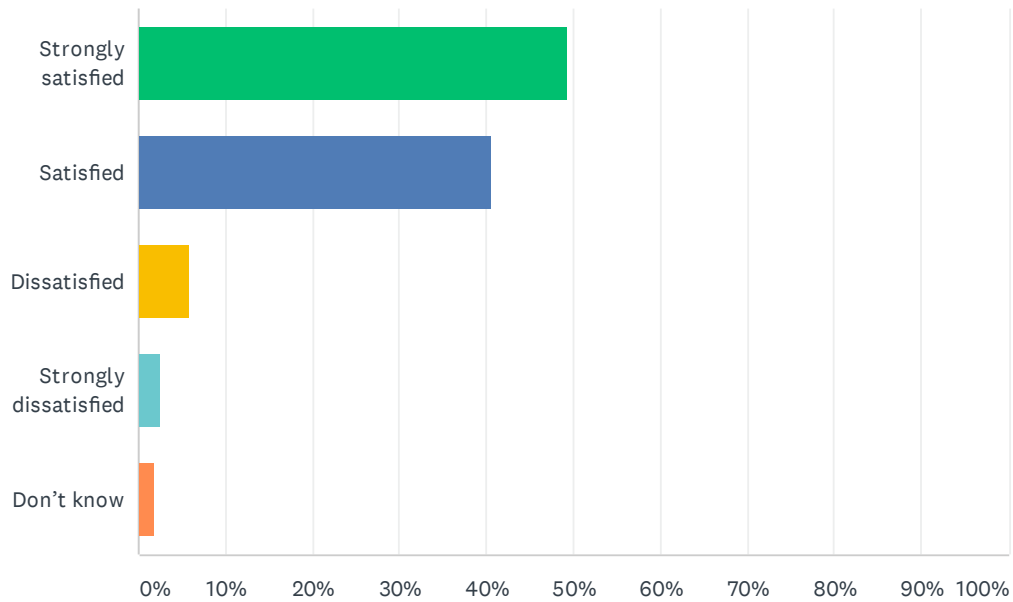
Answered: 215 Skipped: 5



ANSWER CHOICES	RESPONSES	
Strongly agree	37.21%	80
Agree	50.23%	108
Disagree	6.98%	15
Strongly disagree	1.40%	3
Don't know	4.19%	9
TOTAL		215

Q9 How satisfied are you with the quality of education your child is receiving at his or her school?

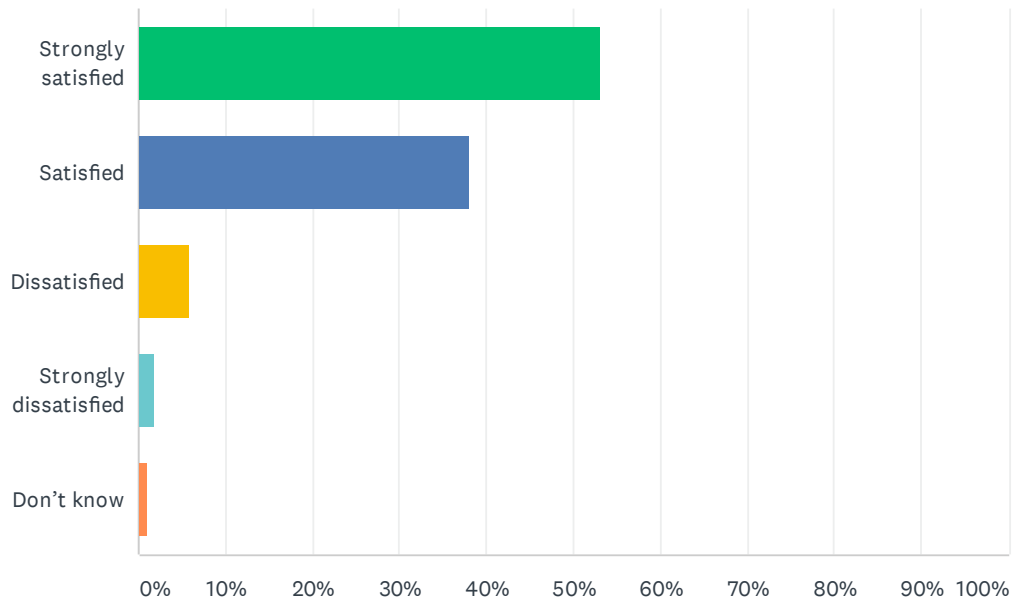
Answered: 207 Skipped: 13



ANSWER CHOICES	RESPONSES	
Strongly satisfied	49.28%	102
Satisfied	40.58%	84
Dissatisfied	5.80%	12
Strongly dissatisfied	2.42%	5
Don't know	1.93%	4
TOTAL		207

Q10 How satisfied are you with the quality of teaching at your child's school?

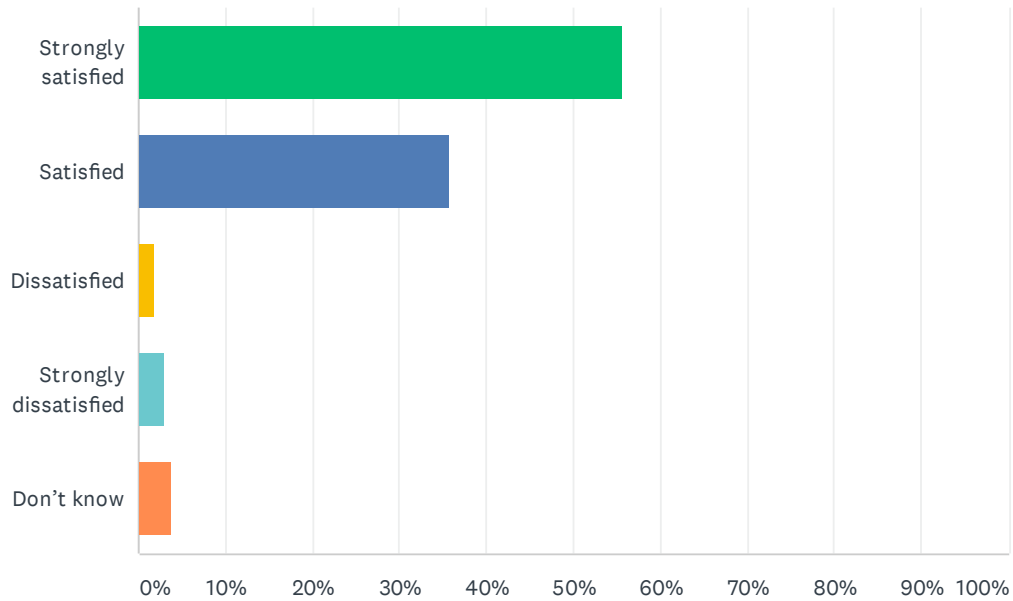
Answered: 207 Skipped: 13



ANSWER CHOICES	RESPONSES	
Strongly satisfied	53.14%	110
Satisfied	38.16%	79
Dissatisfied	5.80%	12
Strongly dissatisfied	1.93%	4
Don't know	0.97%	2
TOTAL		207

Q11 How satisfied are you with the leadership in your child's school?

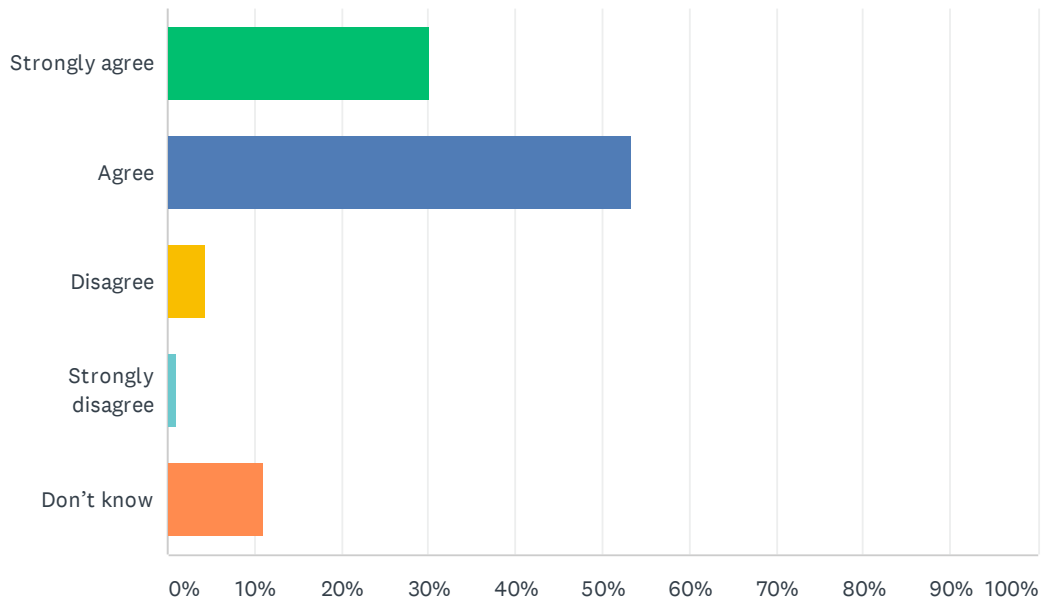
Answered: 207 Skipped: 13



ANSWER CHOICES	RESPONSES	
Strongly satisfied	55.56%	115
Satisfied	35.75%	74
Dissatisfied	1.93%	4
Strongly dissatisfied	2.90%	6
Don't know	3.86%	8
TOTAL		207

Q12 The rights and responsibilities of citizenship are reinforced in my child's school.

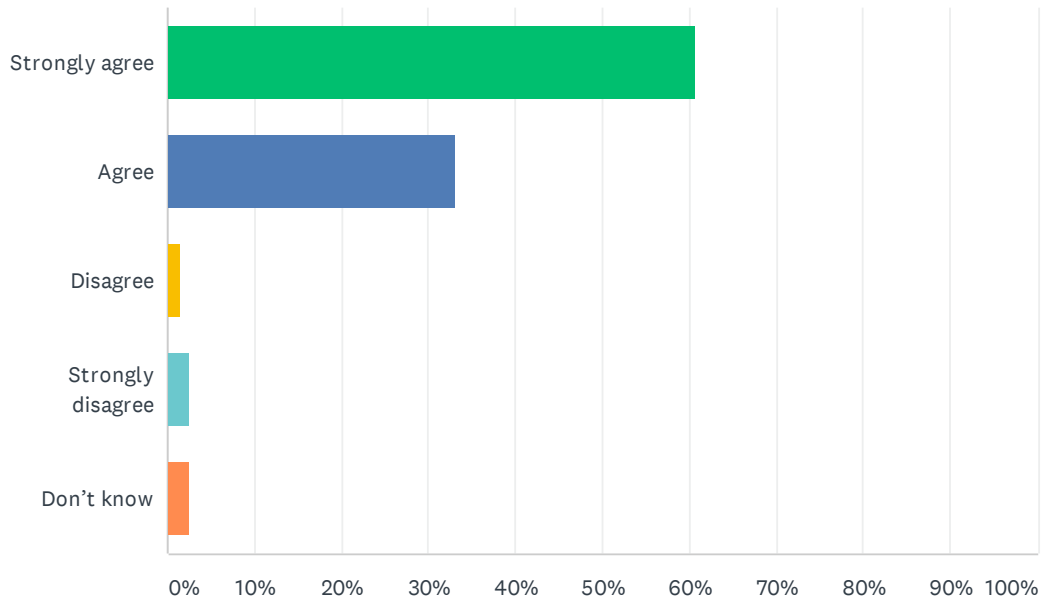
Answered: 206 Skipped: 14



ANSWER CHOICES	RESPONSES	
Strongly agree	30.10%	62
Agree	53.40%	110
Disagree	4.37%	9
Strongly disagree	0.97%	2
Don't know	11.17%	23
TOTAL		206

Q13 The school staff care about my child.

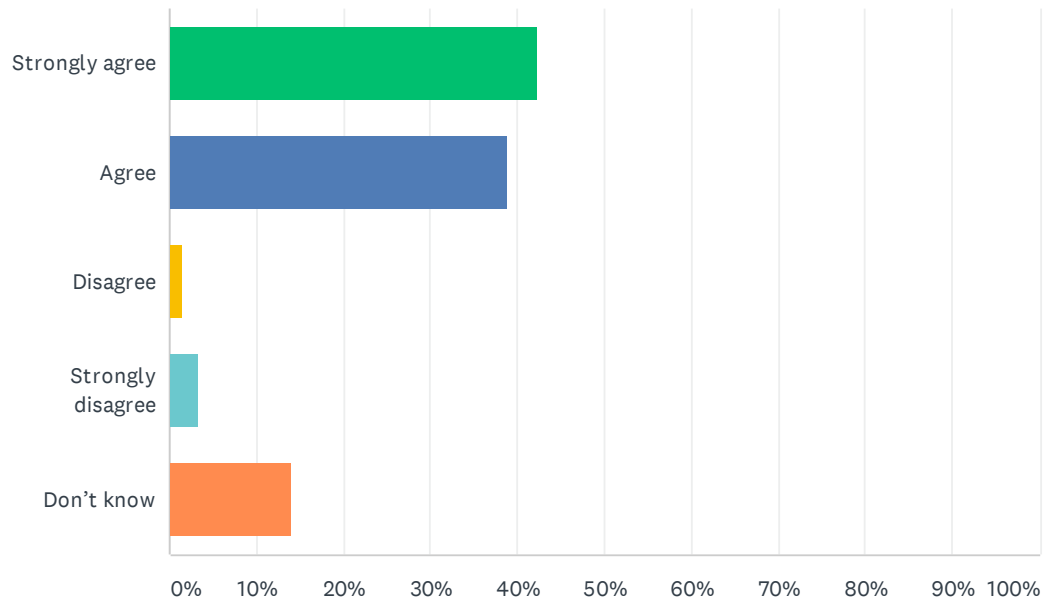
Answered: 206 Skipped: 14



ANSWER CHOICES	RESPONSES	
Strongly agree	60.68%	125
Agree	33.01%	68
Disagree	1.46%	3
Strongly disagree	2.43%	5
Don't know	2.43%	5
TOTAL		206

Q14 Discipline is handled in a fair and reasonable manner in my child's school.

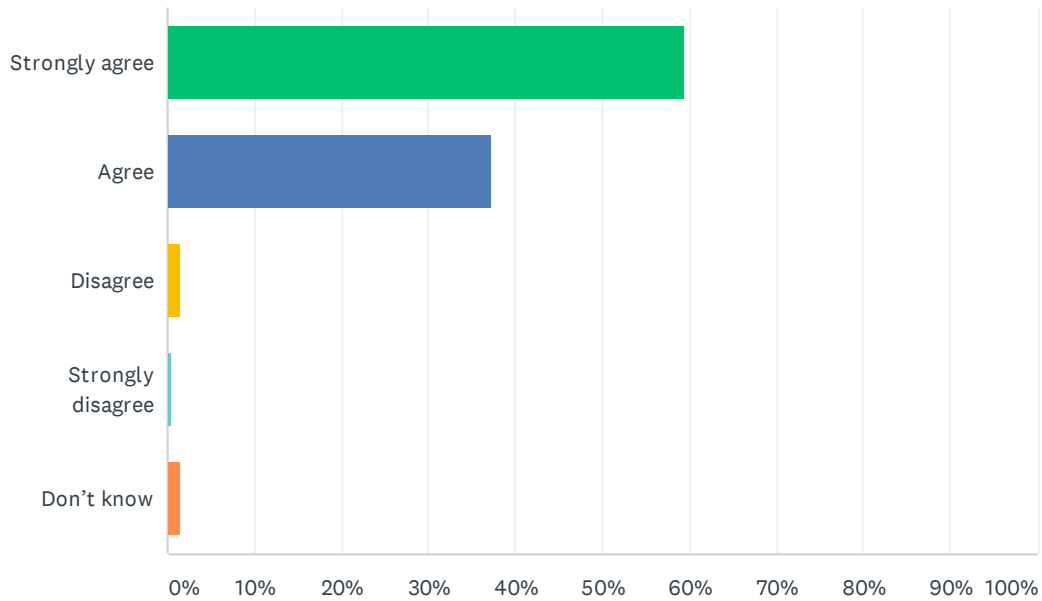
Answered: 206 Skipped: 14



ANSWER CHOICES	RESPONSES	
Strongly agree	42.23%	87
Agree	38.83%	80
Disagree	1.46%	3
Strongly disagree	3.40%	7
Don't know	14.08%	29
TOTAL		206

Q15 My child's school is safe.

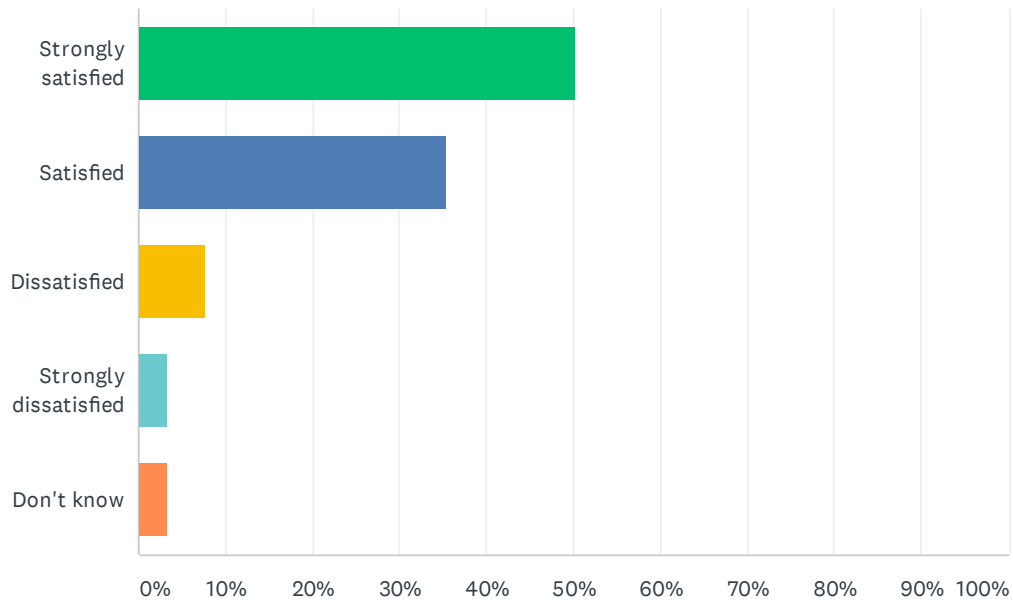
Answered: 207 Skipped: 13



ANSWER CHOICES	RESPONSES	
Strongly agree	59.42%	123
Agree	37.20%	77
Disagree	1.45%	3
Strongly disagree	0.48%	1
Don't know	1.45%	3
TOTAL		207

Q16 How satisfied are you with the resources available to support your child's learning?

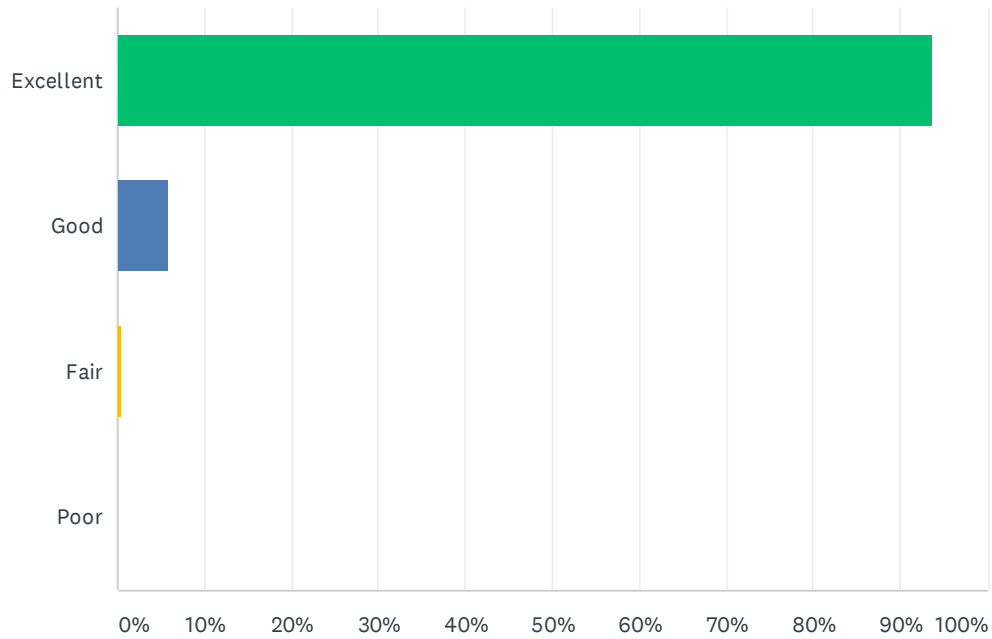
Answered: 207 Skipped: 13



ANSWER CHOICES	RESPONSES	
Strongly satisfied	50.24%	104
Satisfied	35.27%	73
Dissatisfied	7.73%	16
Strongly dissatisfied	3.38%	7
Don't know	3.38%	7
TOTAL		207

Q17 How would you rate the physical condition of your child's school?

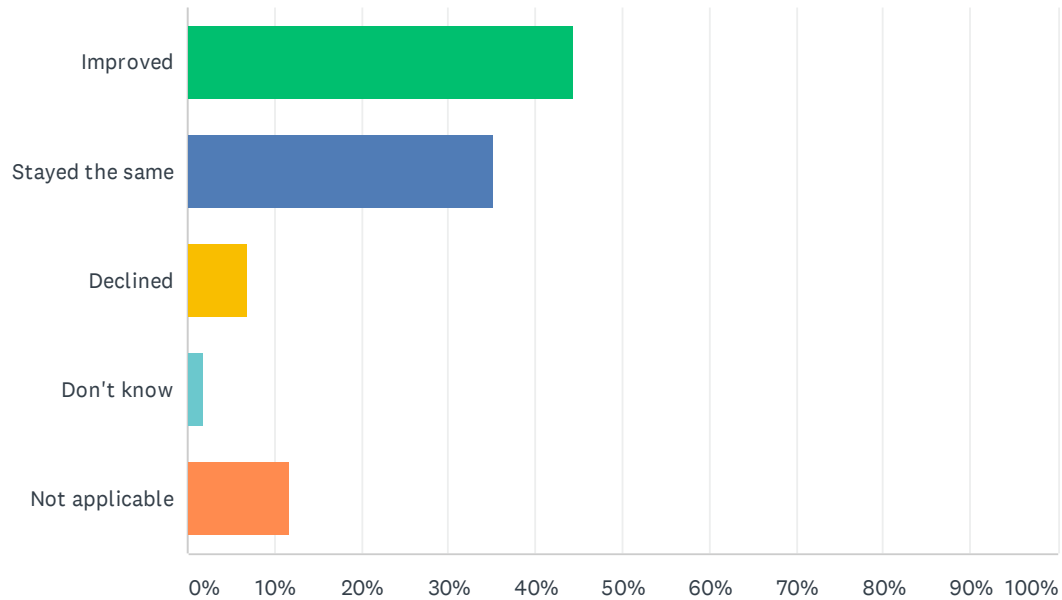
Answered: 207 Skipped: 13



ANSWER CHOICES	RESPONSES	
Excellent	93.72%	194
Good	5.80%	12
Fair	0.48%	1
Poor	0.00%	0
TOTAL		207

Q18 In your opinion, has the quality of education your child has experienced at school improved, stayed the same or declined in the past three years?

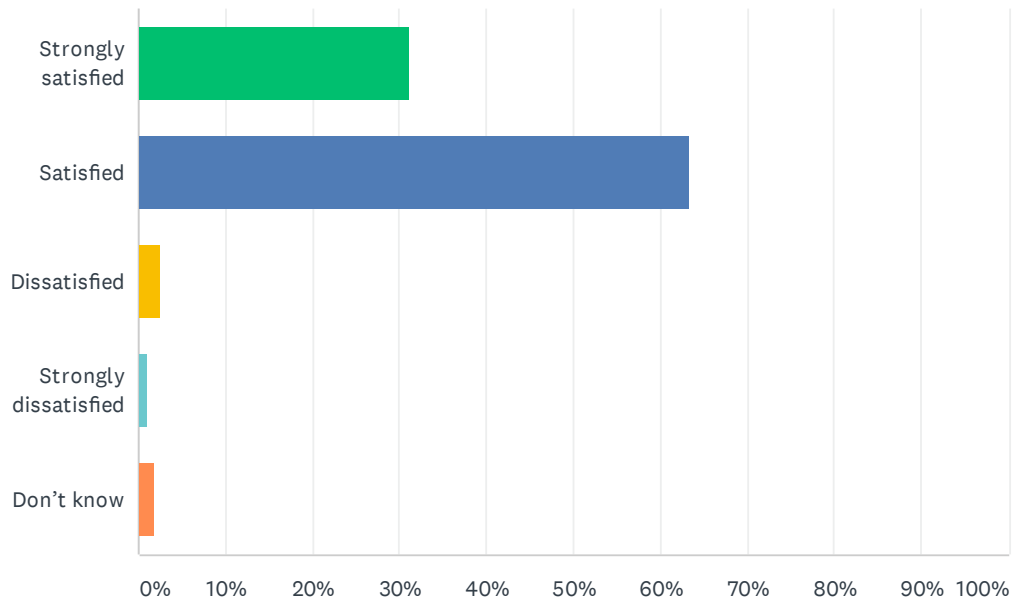
Answered: 205 Skipped: 15



ANSWER CHOICES	RESPONSES	
Improved	44.39%	91
Stayed the same	35.12%	72
Declined	6.83%	14
Don't know	1.95%	4
Not applicable	11.71%	24
TOTAL		205

Q19 How satisfied are you with the opportunity to be involved in decisions at your child's school?

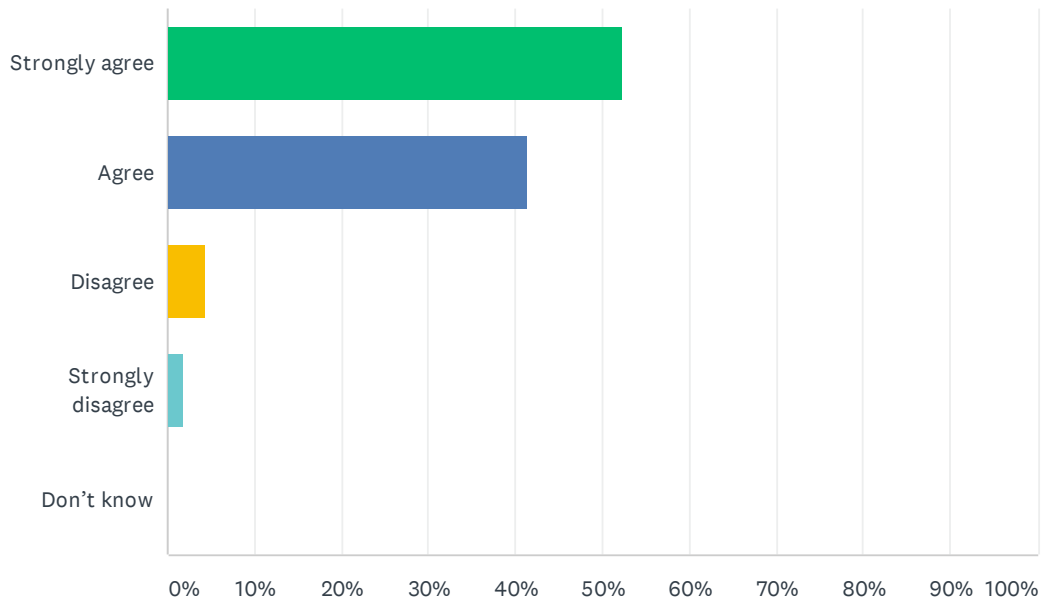
Answered: 202 Skipped: 18



ANSWER CHOICES	RESPONSES	
Strongly satisfied	31.19%	63
Satisfied	63.37%	128
Dissatisfied	2.48%	5
Strongly dissatisfied	0.99%	2
Don't know	1.98%	4
TOTAL		202

Q20 The school keeps me informed about my child's progress and achievement.

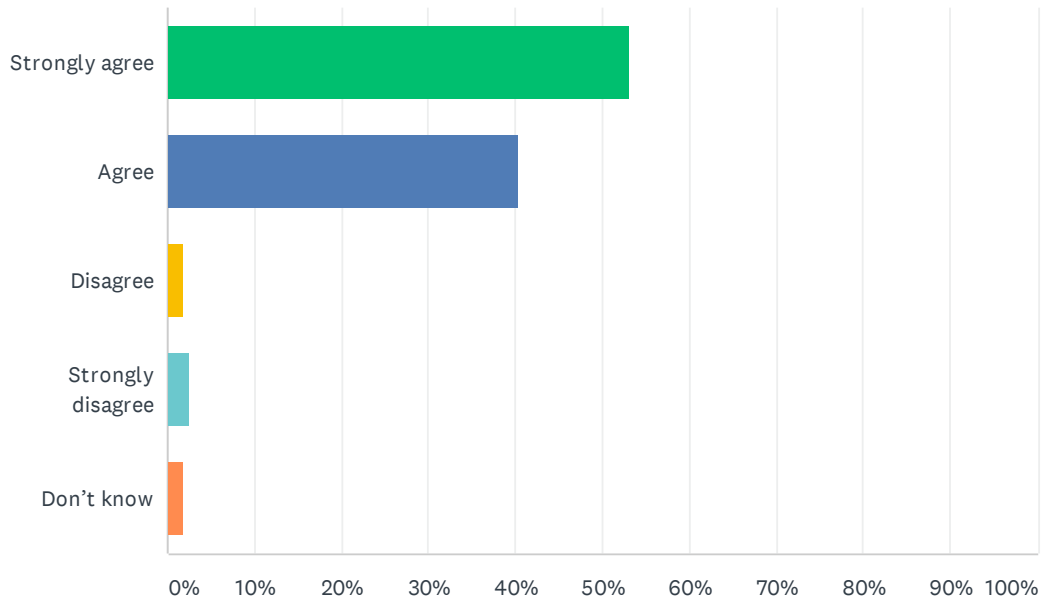
Answered: 203 Skipped: 17



ANSWER CHOICES	RESPONSES	
Strongly agree	52.22%	106
Agree	41.38%	84
Disagree	4.43%	9
Strongly disagree	1.97%	4
Don't know	0.00%	0
TOTAL		203

Q21 There is open and honest communication within my child's school.

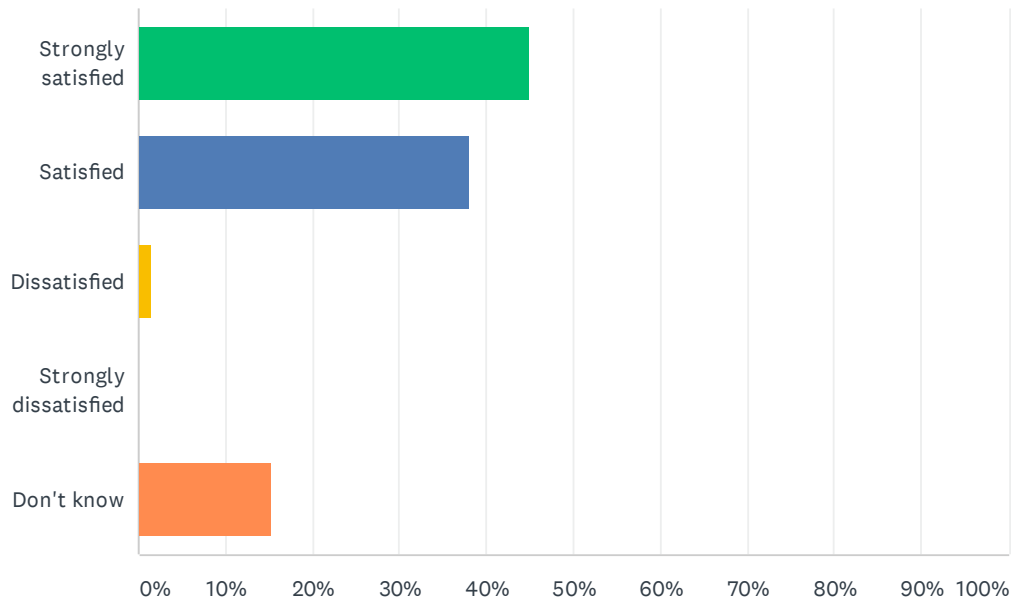
Answered: 203 Skipped: 17



ANSWER CHOICES	RESPONSES	
Strongly agree	53.20%	108
Agree	40.39%	82
Disagree	1.97%	4
Strongly disagree	2.46%	5
Don't know	1.97%	4
TOTAL		203

Q22 How satisfied are you with the community partnerships that may be established at your school? For example: Saffron, KEYS program, Green Certificate, lunch programs, after-school programs, RAP, Tools for School, Scratch Day, Entrepreneurial Adventure, scholarships/grants, etc.

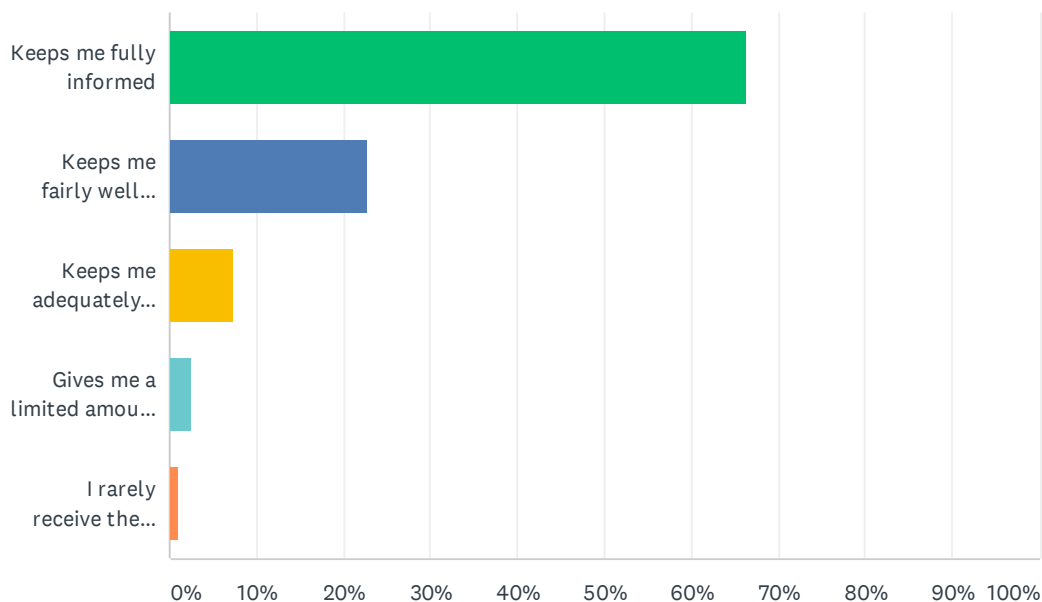
Answered: 202 Skipped: 18



ANSWER CHOICES	RESPONSES	
Strongly satisfied	45.05%	91
Satisfied	38.12%	77
Dissatisfied	1.49%	3
Strongly dissatisfied	0.00%	0
Don't know	15.35%	31
TOTAL		202

Q23 Elk Island Public Schools appreciates the opportunity to stay connected with parents about news, activities, programs and other matters of importance. What is your impression of the communication you receive from your child's school?

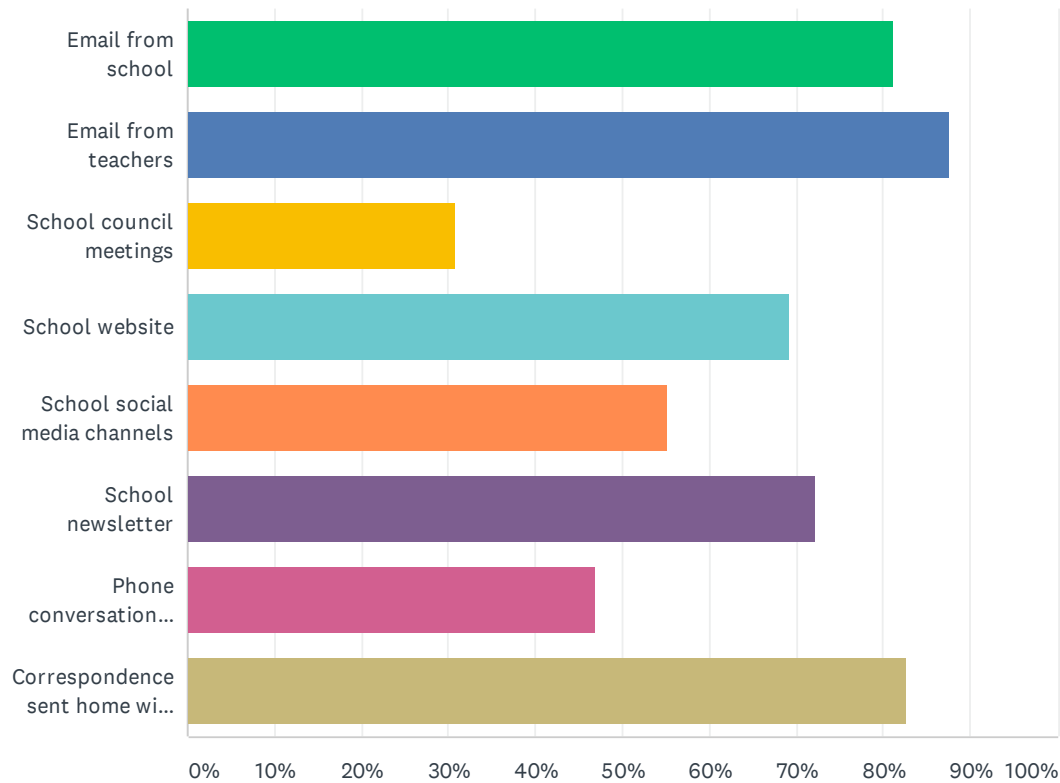
Answered: 202 Skipped: 18



ANSWER CHOICES	RESPONSES	
Keeps me fully informed	66.34%	134
Keeps me fairly well informed	22.77%	46
Keeps me adequately informed	7.43%	15
Gives me a limited amount of information	2.48%	5
I rarely receive the information I need	0.99%	2
TOTAL		202

Q24 Do you regularly make use of the following to keep up to date on school activities, programs, etc.? Check all that apply.

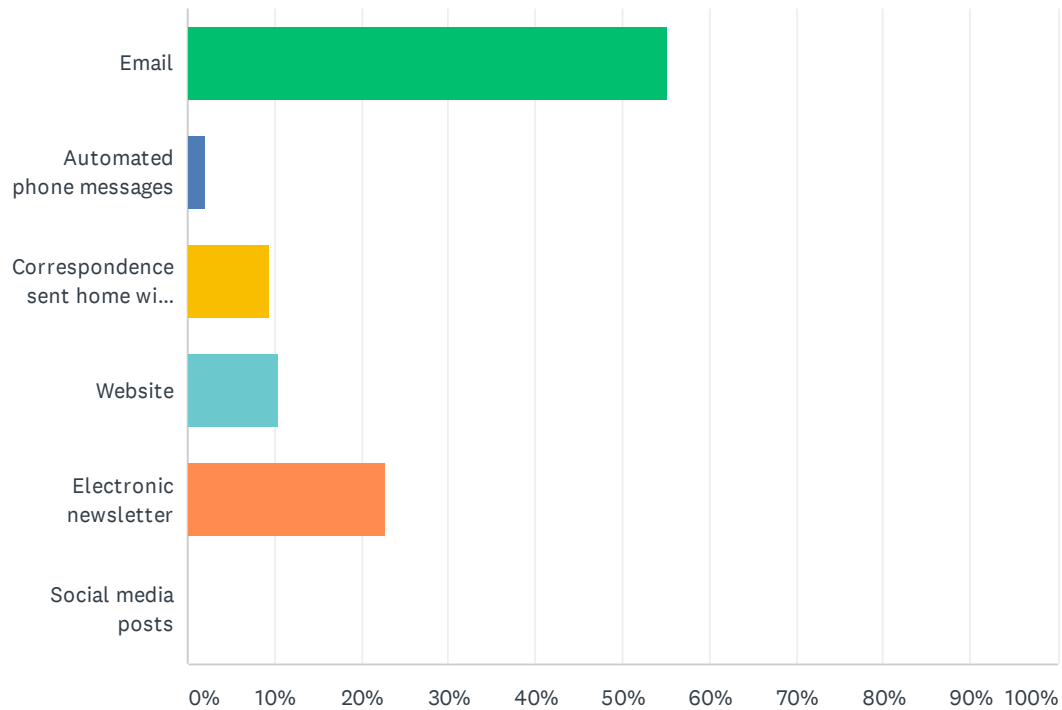
Answered: 201 Skipped: 19



ANSWER CHOICES	RESPONSES	
Email from school	81.09%	163
Email from teachers	87.56%	176
School council meetings	30.85%	62
School website	69.15%	139
School social media channels	55.22%	111
School newsletter	72.14%	145
Phone conversations with the school or teachers	46.77%	94
Correspondence sent home with your child	82.59%	166
Total Respondents: 201		

Q25 What is your most preferred method of communication from the school and Division?

Answered: 201 Skipped: 19

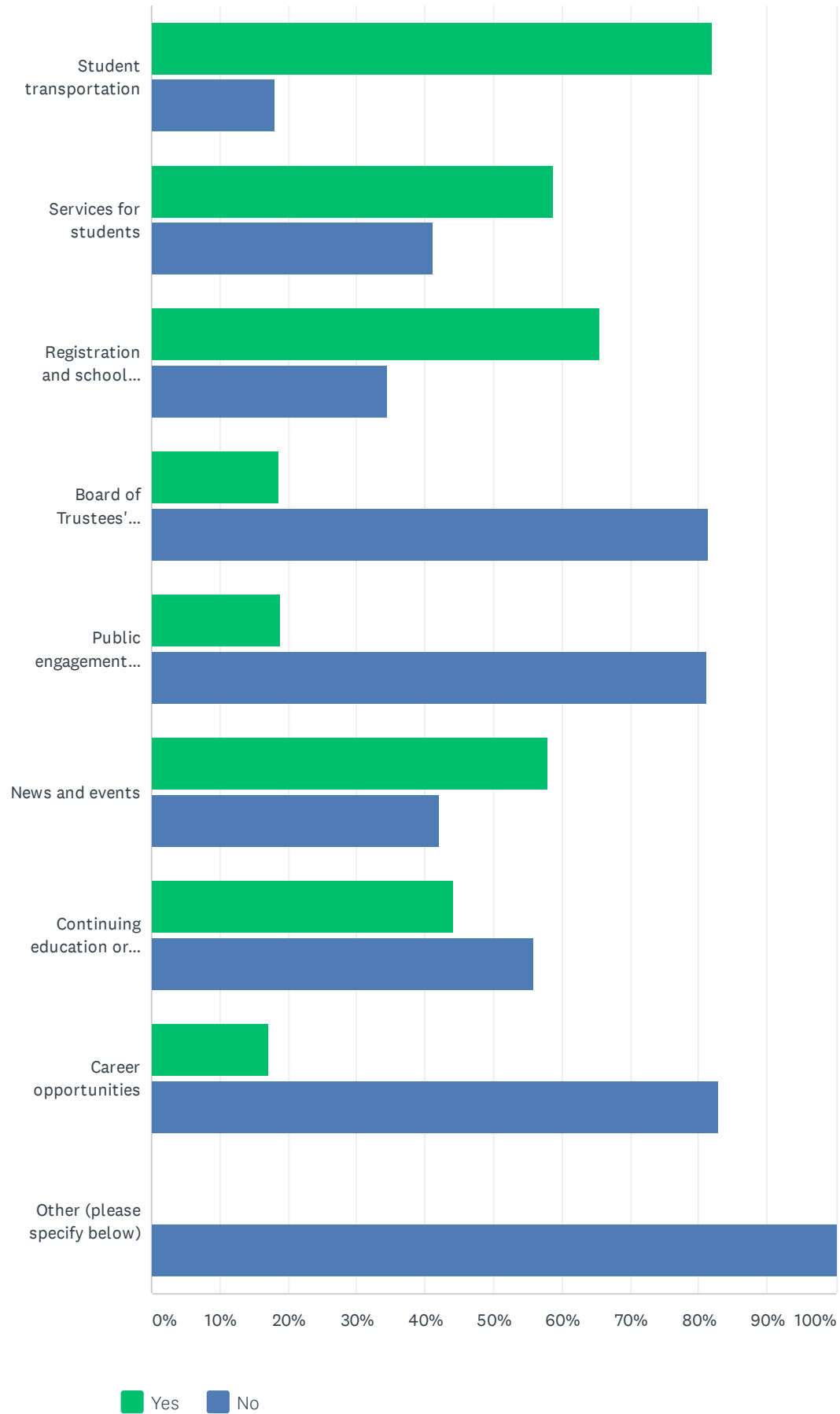


ANSWER CHOICES	RESPONSES	
Email	55.22%	111
Automated phone messages	1.99%	4
Correspondence sent home with your child	9.45%	19
Website	10.45%	21
Electronic newsletter	22.89%	46
Social media posts	0.00%	0
TOTAL		201

Q26 Do you visit the Division website (www.eips.ca) for information on:

Answered: 201 Skipped: 19

EIPS Parent Survey 2019-20

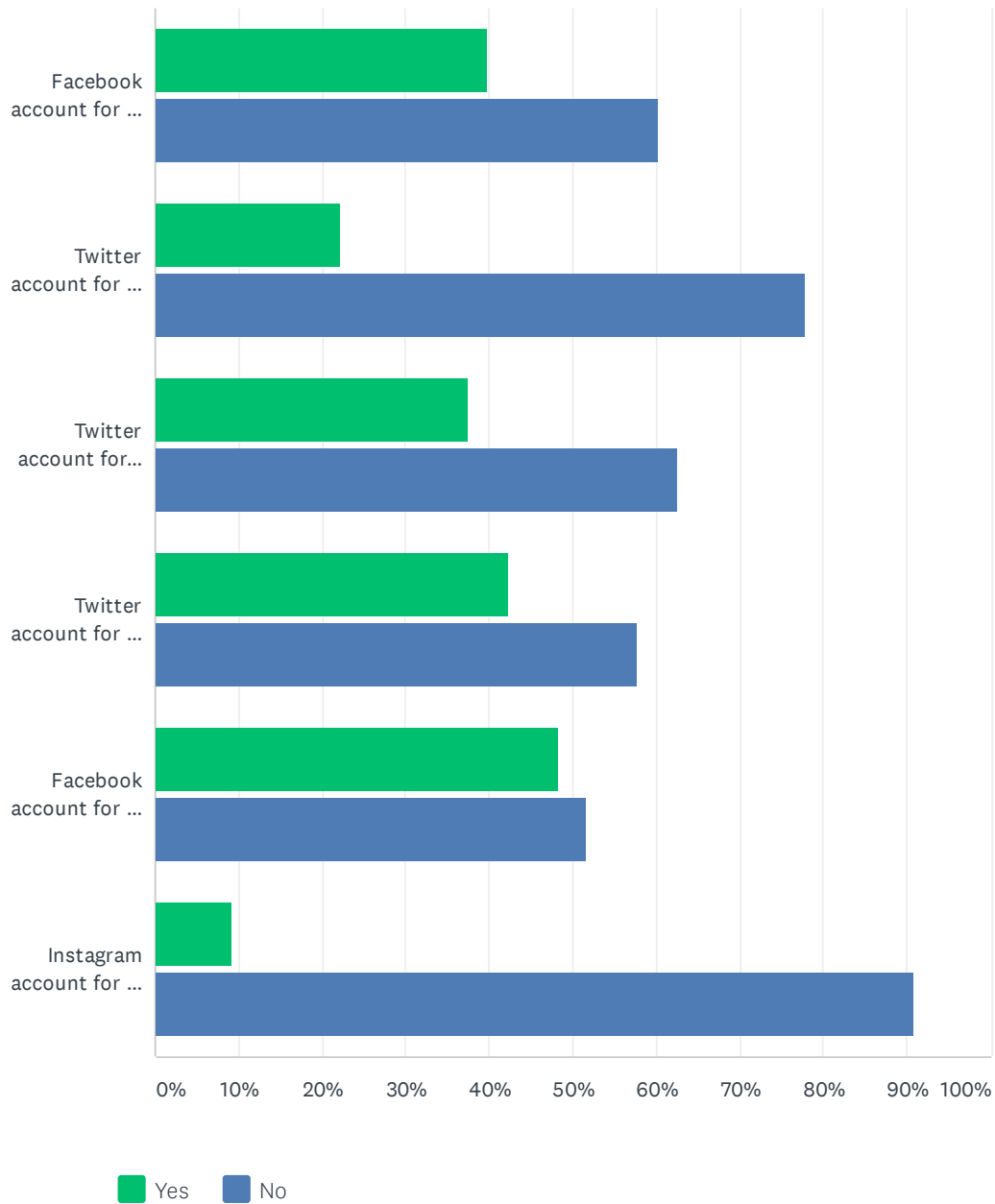


EIPS Parent Survey 2019-20

	YES	NO	TOTAL	WEIGHTED AVERAGE
Student transportation	82.09% 165	17.91% 36	201	1.82
Services for students	58.79% 117	41.21% 82	199	1.59
Registration and school boundaries	65.48% 129	34.52% 68	197	1.65
Board of Trustees' meetings	18.56% 36	81.44% 158	194	1.19
Public engagement initiatives	18.85% 36	81.15% 155	191	1.19
News and events	57.87% 114	42.13% 83	197	1.58
Continuing education or summer courses	44.10% 86	55.90% 109	195	1.44
Career opportunities	17.10% 33	82.90% 160	193	1.17
Other (please specify below)	0.00% 0	100.00% 91	91	1.00

Q27 The Division and schools often share news and information on social media. Do you follow:

Answered: 201 Skipped: 19



EIPS Parent Survey 2019-20

	YES	NO	TOTAL	WEIGHTED AVERAGE
Facebook account for the Division (Facebook.com/ElkIslandPublicSchools)	39.70% 79	60.30% 120	199	1.40
Twitter account for the Division (@eips)	22.11% 44	77.89% 155	199	1.22
Twitter account for EIPS Student Transportation (@eipsST)	37.50% 75	62.50% 125	200	1.38
Twitter account for my child's school	42.21% 84	57.79% 115	199	1.42
Facebook account for my child's school, if applicable	48.28% 70	51.72% 75	145	1.48
Instagram account for my child's school, if applicable	9.29% 13	90.71% 127	140	1.09