

Q1 What school does your child currently attend?

Answered: 362 Skipped: 0



EIPS Parent Survey 2018-19



EIPS Parent Survey 2018-19

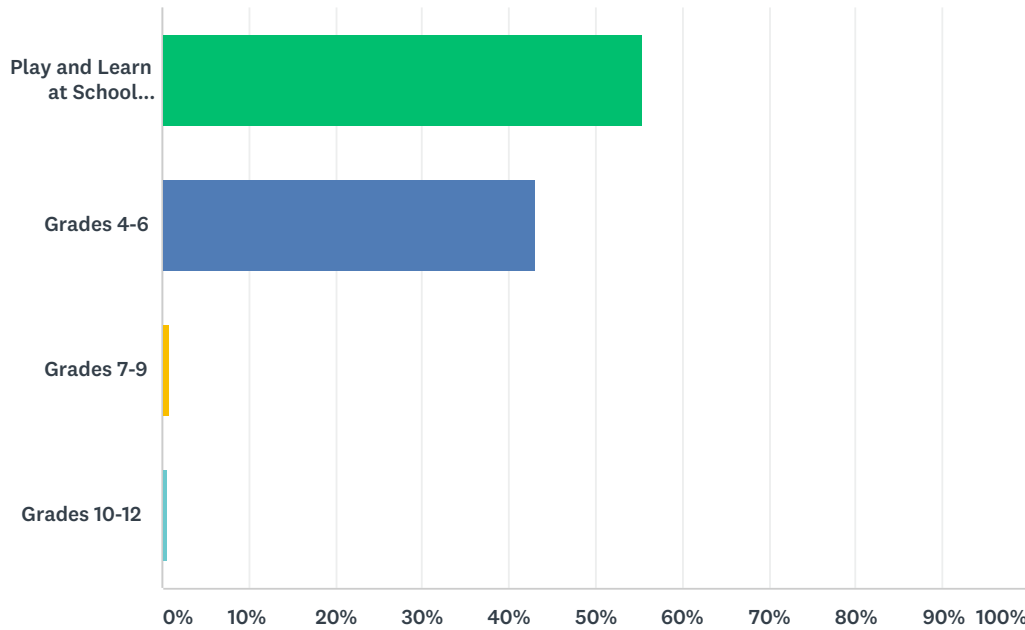
ANSWER CHOICES	RESPONSES	
A.L. Horton Elementary	0.00%	0
Andrew School	0.00%	0
Ardrossan Elementary	100.00%	362
Ardrossan Junior Senior High	0.00%	0
Bev Facey Community High	0.00%	0
Brentwood Elementary	0.00%	0
Bruderheim School	0.00%	0
Clover Bar Junior High	0.00%	0
Davidson Creek Elementary	0.00%	0
École Campbelltown	0.00%	0
École Parc Élémentaire	0.00%	0
F.R. Haythorne Junior High	0.00%	0
Fort Saskatchewan Christian	0.00%	0
Fort Saskatchewan Elementary	0.00%	0
Fort Saskatchewan Senior High	0.00%	0
Fultonvale Elementary Junior High	0.00%	0
Glen Allan Elementary	0.00%	0
James Mowat Elementary	0.00%	0
Lakeland Ridge	0.00%	0
Lamont Elementary	0.00%	0
Lamont High	0.00%	0
Mills Haven Elementary	0.00%	0
Mundare School	0.00%	0
Next Step/Outreach	0.00%	0
Pine Street Elementary	0.00%	0
Rudolph Hennig Junior High	0.00%	0
Salisbury Composite High	0.00%	0
Sherwood Heights Junior High	0.00%	0
SouthPointe School	0.00%	0
Strathcona Christian Academy Elementary	0.00%	0
Strathcona Christian Academy Secondary	0.00%	0
Uncas Elementary	0.00%	0
Vegreville Composite High	0.00%	0
Wes Hosford Elementary	0.00%	0

EIPS Parent Survey 2018-19

Westboro Elementary	0.00%	0
Win Ferguson Elementary	0.00%	0
Woodbridge Farms Elementary	0.00%	0
Wye Elementary	0.00%	0
TOTAL		362

Q2 What grade is your child currently in?

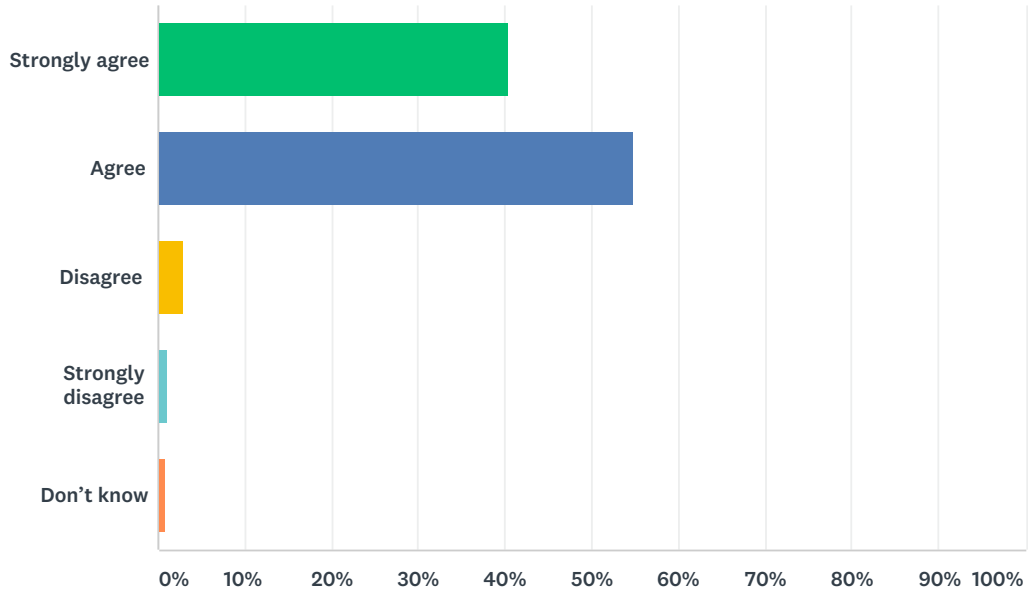
Answered: 362 Skipped: 0



ANSWER CHOICES	RESPONSES	
Play and Learn at School (PALS) Kindergarten Grades 1-3	55.52%	201
Grades 4-6	43.09%	156
Grades 7-9	0.83%	3
Grades 10-12	0.55%	2
TOTAL		362

Q3 My child's individual needs are met.

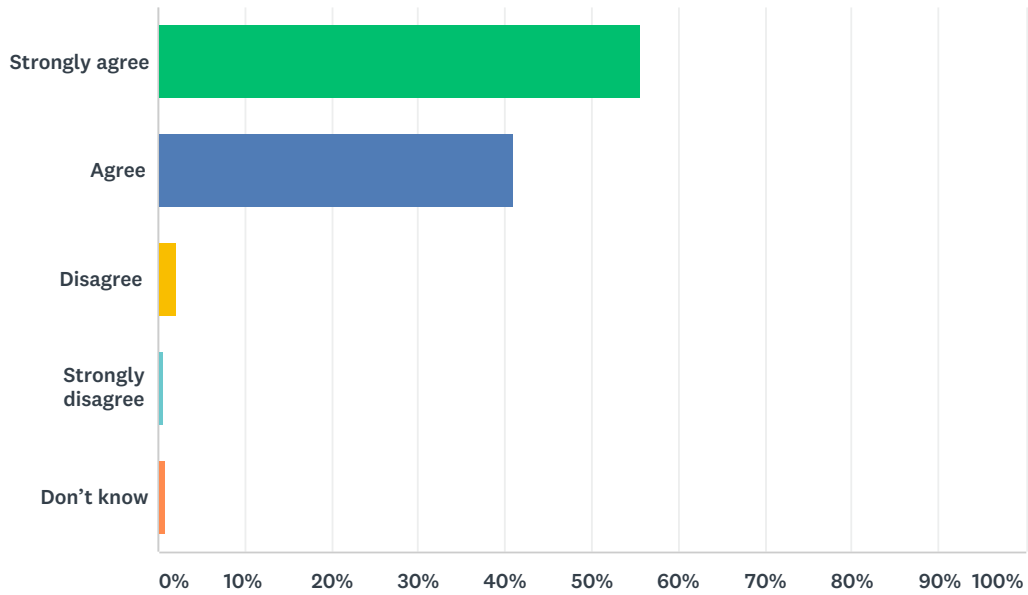
Answered: 354 Skipped: 8



ANSWER CHOICES	RESPONSES	
Strongly agree	40.40%	143
Agree	54.80%	194
Disagree	2.82%	10
Strongly disagree	1.13%	4
Don't know	0.85%	3
TOTAL		354

Q4 My child is encouraged at school to do his or her best.

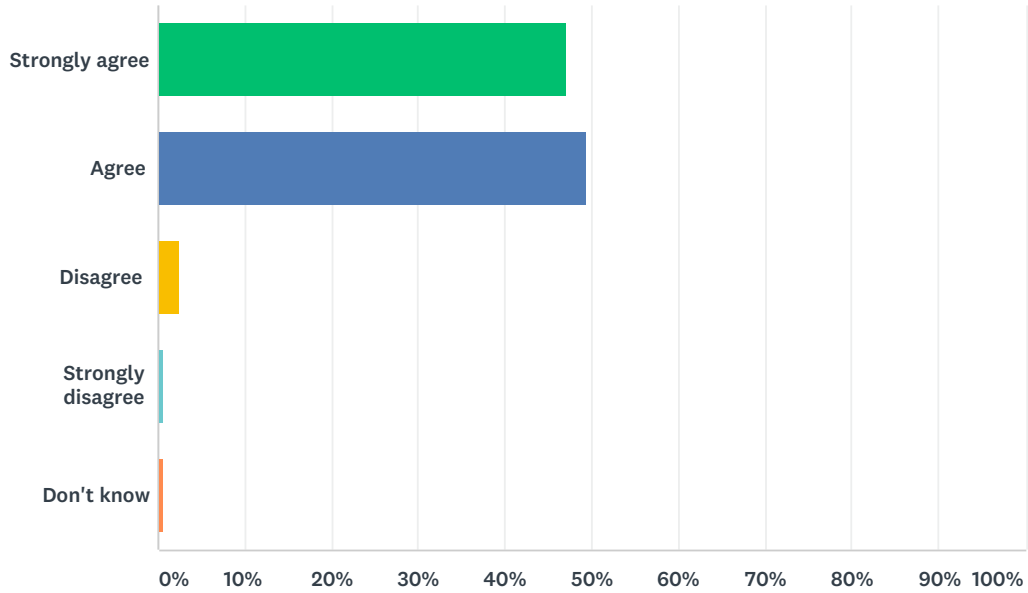
Answered: 352 Skipped: 10



ANSWER CHOICES	RESPONSES	
Strongly agree	55.68%	196
Agree	40.91%	144
Disagree	1.99%	7
Strongly disagree	0.57%	2
Don't know	0.85%	3
TOTAL		352

Q5 My child is demonstrating growth in literacy.

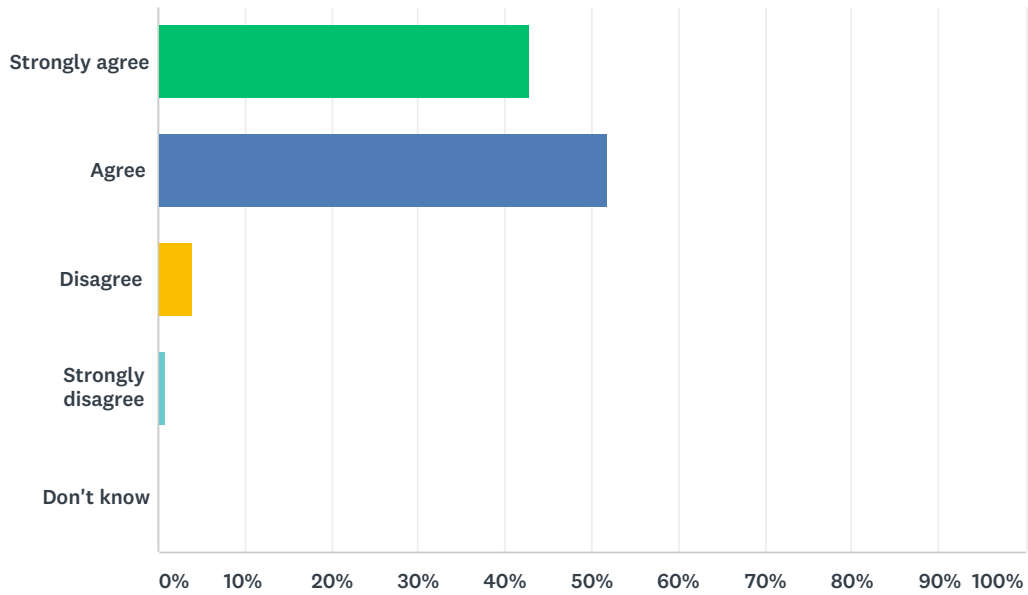
Answered: 353 Skipped: 9



ANSWER CHOICES	RESPONSES	
Strongly agree	47.03%	166
Agree	49.29%	174
Disagree	2.55%	9
Strongly disagree	0.57%	2
Don't know	0.57%	2
TOTAL		353

Q6 My child is demonstrating growth in numeracy.

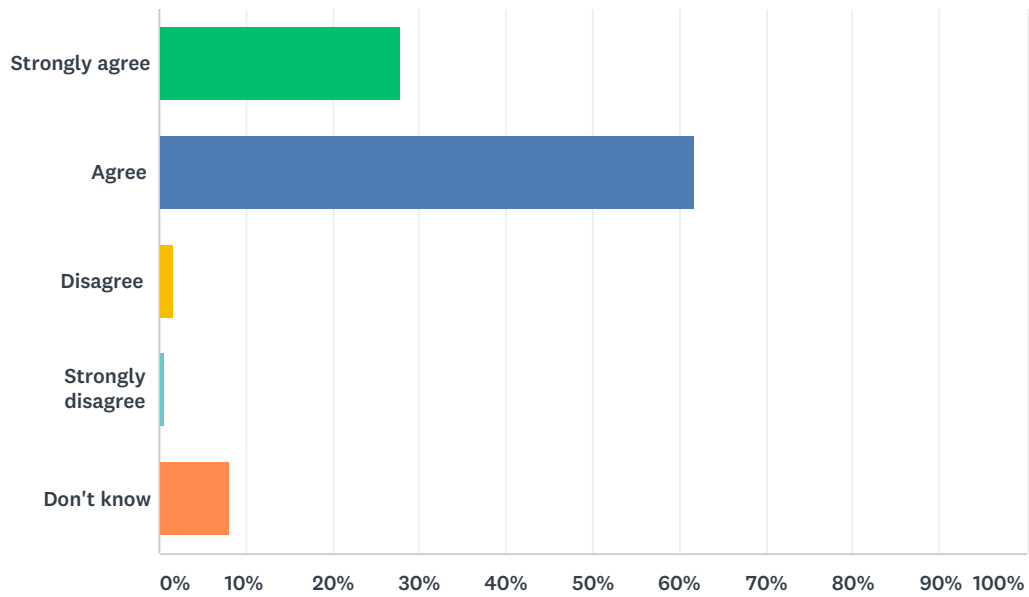
Answered: 354 Skipped: 8



ANSWER CHOICES	RESPONSES	
Strongly agree	42.94%	152
Agree	51.98%	184
Disagree	3.95%	14
Strongly disagree	0.85%	3
Don't know	0.28%	1
TOTAL		354

Q7 My child has an understanding of First Nations, Métis and Inuit culture and history.

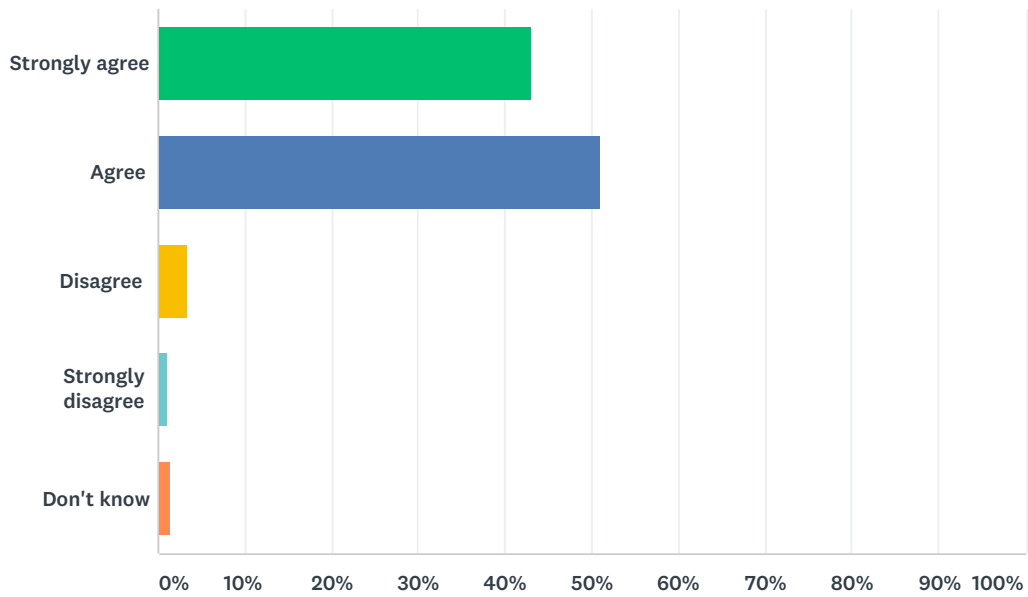
Answered: 353 Skipped: 9



ANSWER CHOICES	RESPONSES	
Strongly agree	27.76%	98
Agree	61.76%	218
Disagree	1.70%	6
Strongly disagree	0.57%	2
Don't know	8.22%	29
TOTAL		353

Q8 My child is being taught knowledge, skills and attitudes necessary to be successful in life.

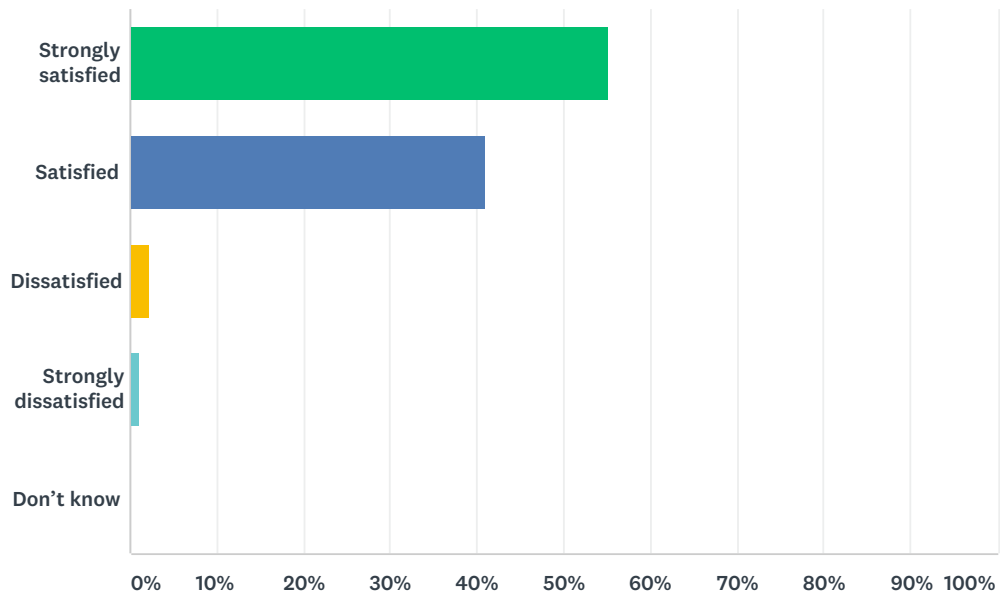
Answered: 351 Skipped: 11



ANSWER CHOICES	RESPONSES	
Strongly agree	43.02%	151
Agree	51.00%	179
Disagree	3.42%	12
Strongly disagree	1.14%	4
Don't know	1.42%	5
TOTAL		351

Q9 How satisfied are you with the quality of education your child is receiving at his or her school?

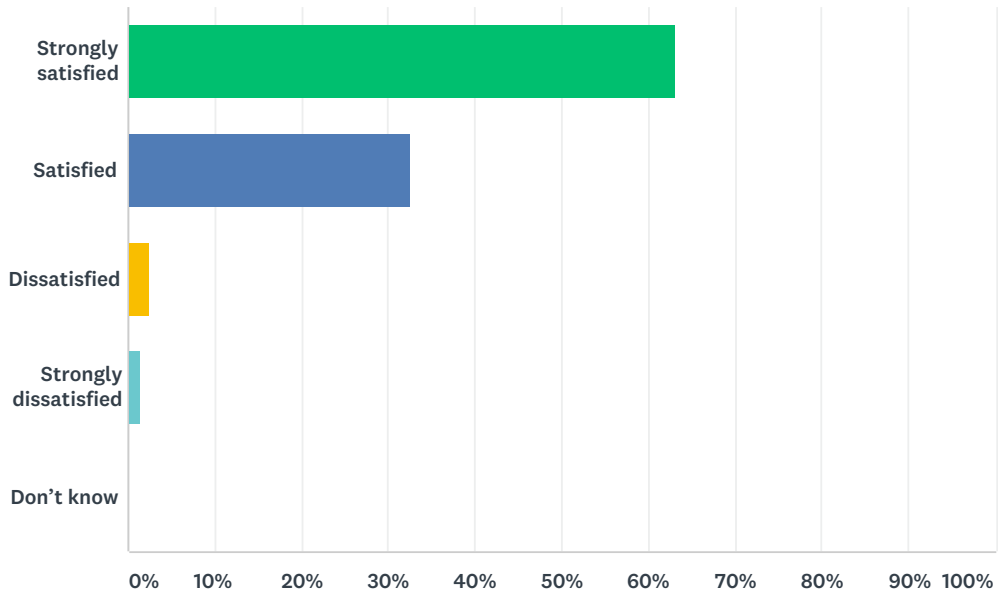
Answered: 351 Skipped: 11



ANSWER CHOICES	RESPONSES	
Strongly satisfied	55.27%	194
Satisfied	41.03%	144
Dissatisfied	2.28%	8
Strongly dissatisfied	1.14%	4
Don't know	0.28%	1
TOTAL		351

Q10 How satisfied are you with the quality of teaching at your child's school?

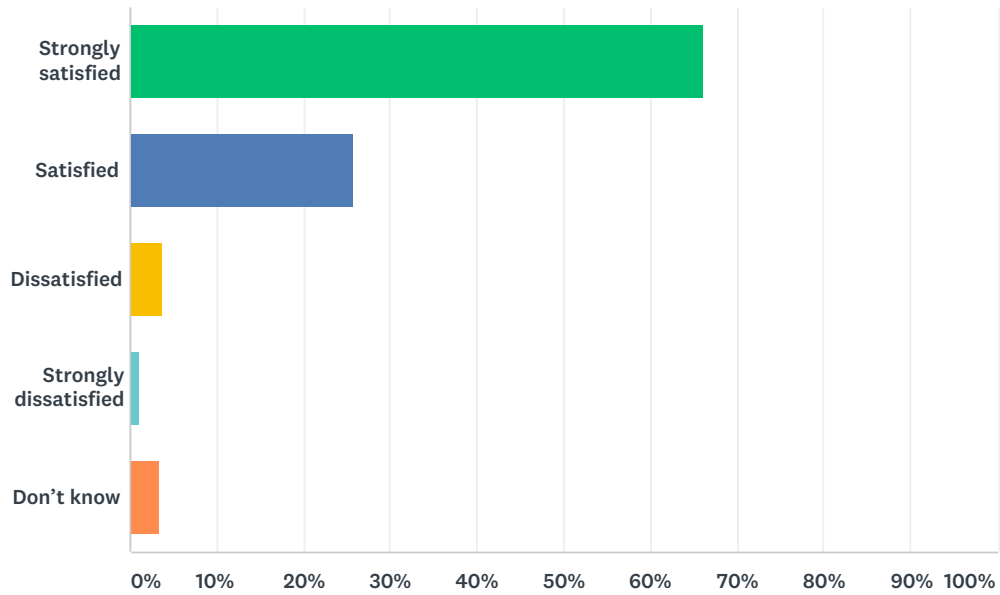
Answered: 350 Skipped: 12



ANSWER CHOICES	RESPONSES	
Strongly satisfied	63.14%	221
Satisfied	32.57%	114
Dissatisfied	2.57%	9
Strongly dissatisfied	1.43%	5
Don't know	0.29%	1
TOTAL		350

Q11 How satisfied are you with the leadership in your child's school?

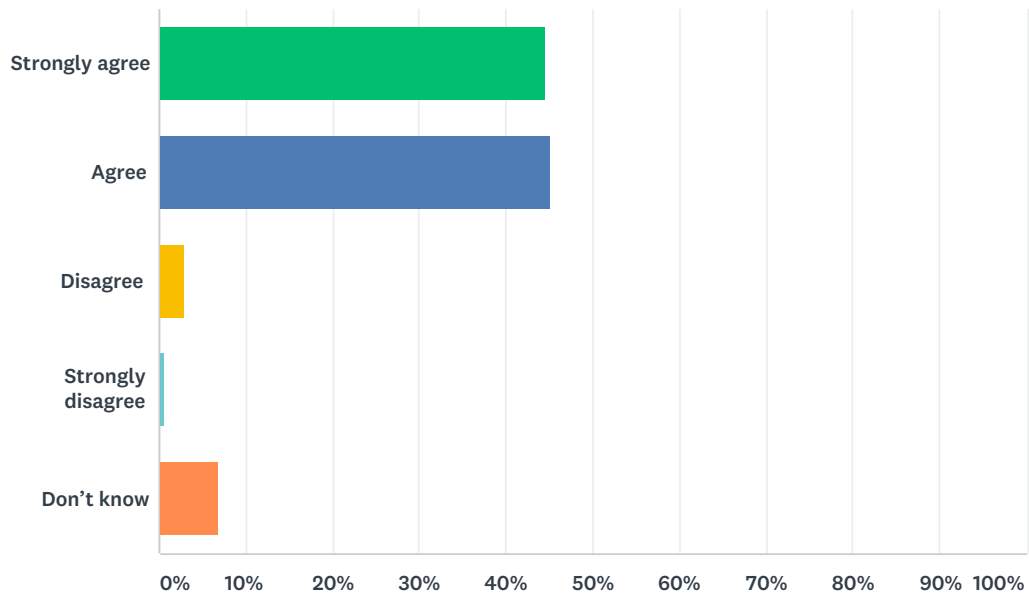
Answered: 351 Skipped: 11



ANSWER CHOICES	RESPONSES	
Strongly satisfied	66.10%	232
Satisfied	25.64%	90
Dissatisfied	3.70%	13
Strongly dissatisfied	1.14%	4
Don't know	3.42%	12
TOTAL		351

Q12 The rights and responsibilities of citizenship are reinforced in my child's school.

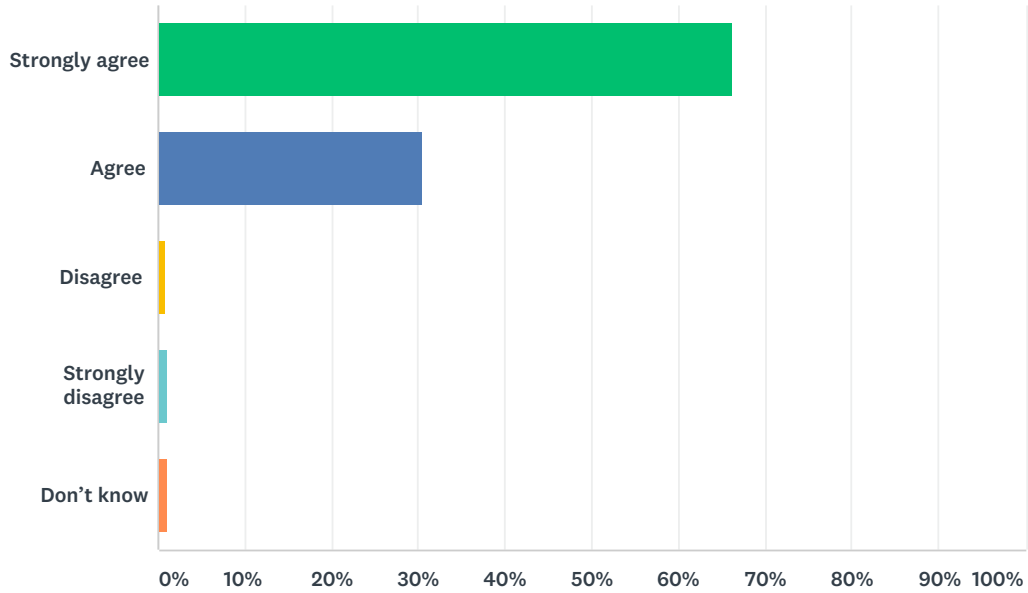
Answered: 350 Skipped: 12



ANSWER CHOICES	RESPONSES	
Strongly agree	44.57%	156
Agree	45.14%	158
Disagree	2.86%	10
Strongly disagree	0.57%	2
Don't know	6.86%	24
TOTAL		350

Q13 The school staff care about my child.

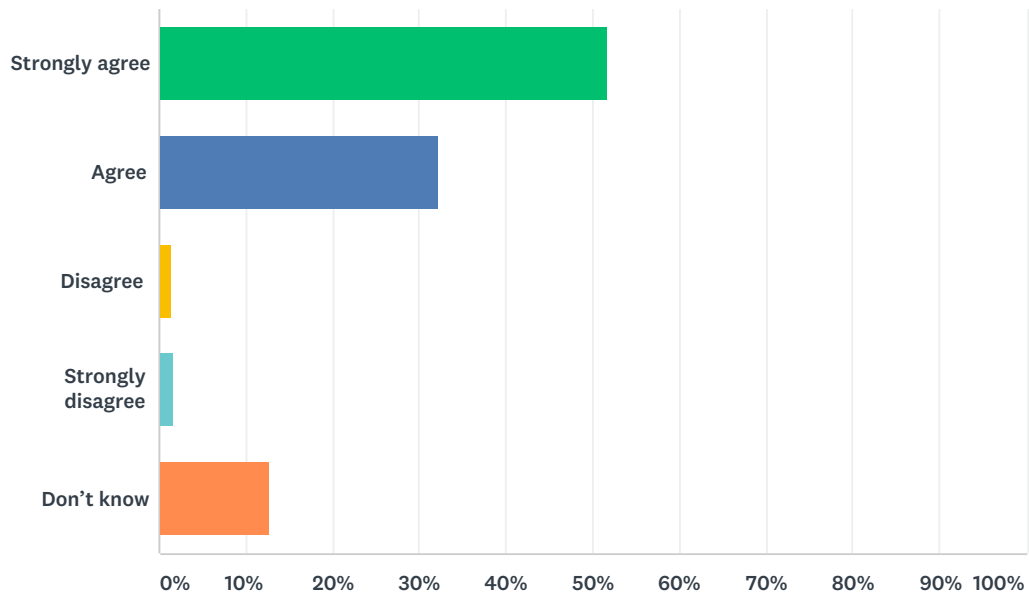
Answered: 350 Skipped: 12



ANSWER CHOICES	RESPONSES	
Strongly agree	66.29%	232
Agree	30.57%	107
Disagree	0.86%	3
Strongly disagree	1.14%	4
Don't know	1.14%	4
TOTAL		350

Q14 Discipline is handled in a fair and reasonable manner in my child's school.

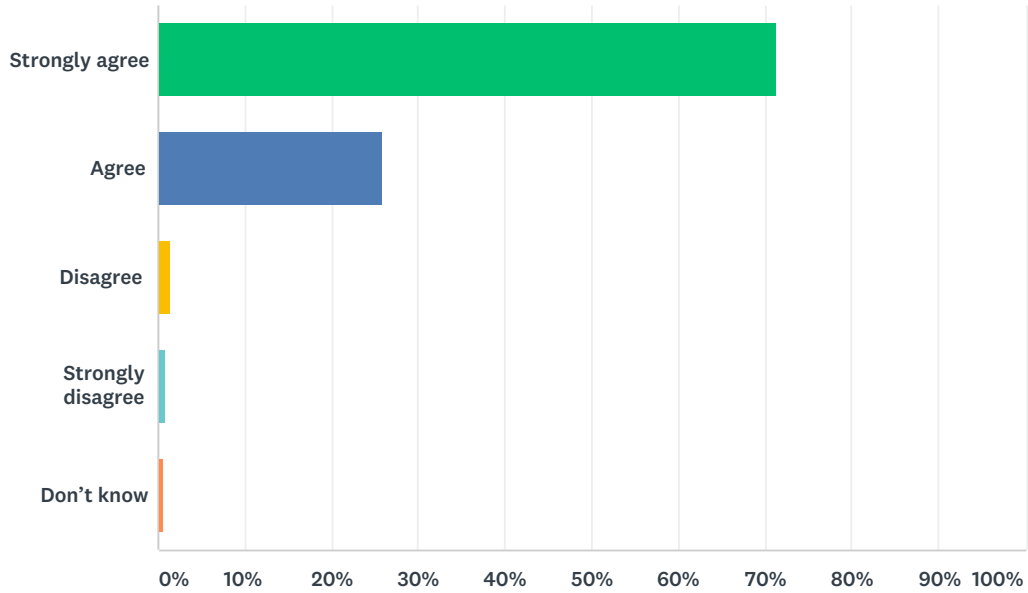
Answered: 350 Skipped: 12



ANSWER CHOICES	RESPONSES	
Strongly agree	51.71%	181
Agree	32.29%	113
Disagree	1.43%	5
Strongly disagree	1.71%	6
Don't know	12.86%	45
TOTAL		350

Q15 My child's school is safe.

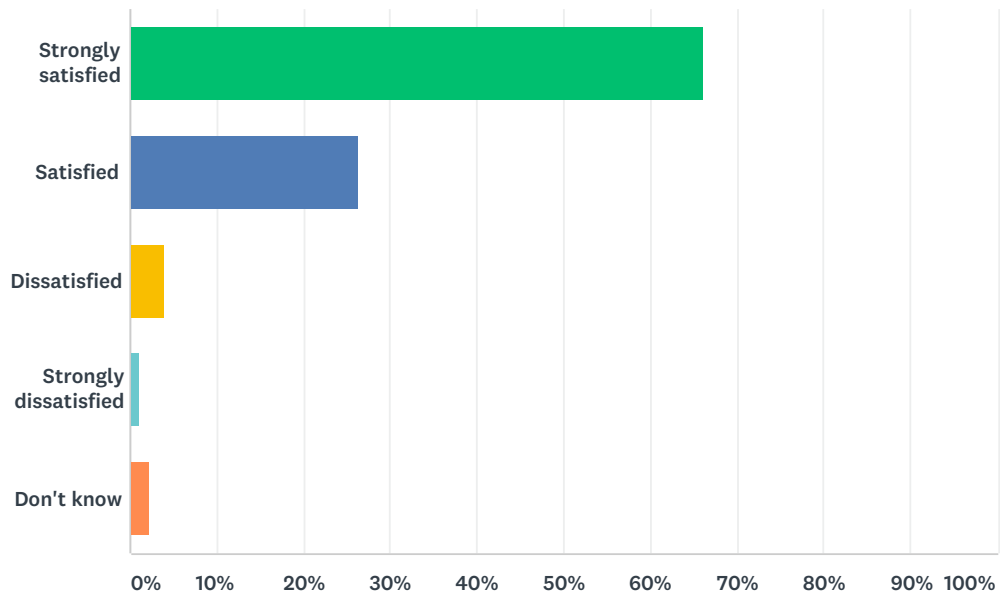
Answered: 348 Skipped: 14



ANSWER CHOICES	RESPONSES	
Strongly agree	71.26%	248
Agree	25.86%	90
Disagree	1.44%	5
Strongly disagree	0.86%	3
Don't know	0.57%	2
TOTAL		348

Q16 How satisfied are you with the resources available to support your child's learning?

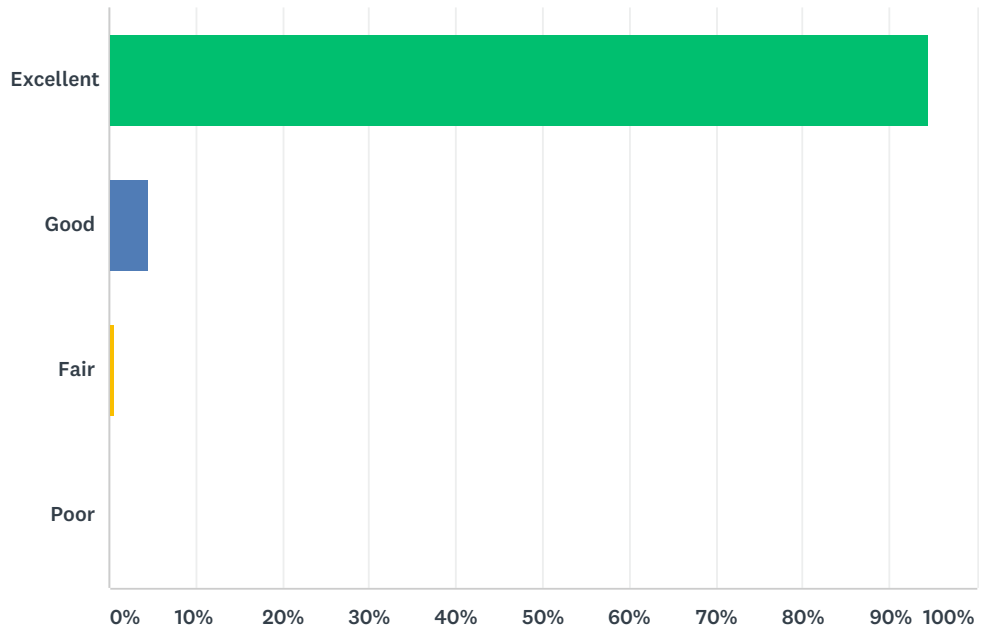
Answered: 349 Skipped: 13



ANSWER CHOICES	RESPONSES	
Strongly satisfied	66.19%	231
Satisfied	26.36%	92
Dissatisfied	4.01%	14
Strongly dissatisfied	1.15%	4
Don't know	2.29%	8
TOTAL		349

Q17 How would you rate the physical condition of your child's school?

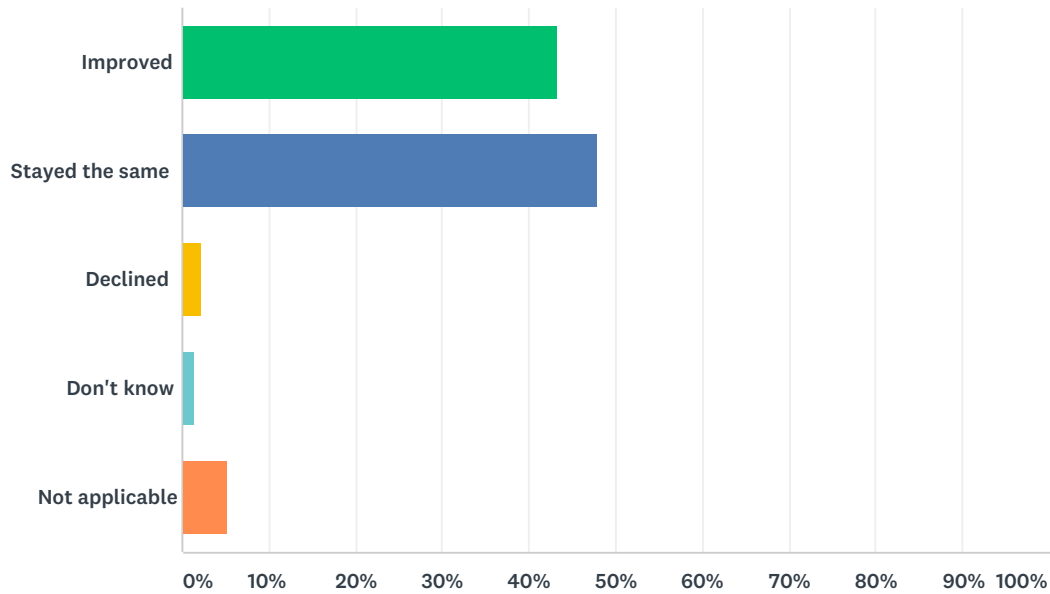
Answered: 350 Skipped: 12



ANSWER CHOICES	RESPONSES	
Excellent	94.57%	331
Good	4.57%	16
Fair	0.57%	2
Poor	0.29%	1
TOTAL		350

Q18 In your opinion, has the quality of education your child has experienced at school improved, stayed the same or declined in the past three years?

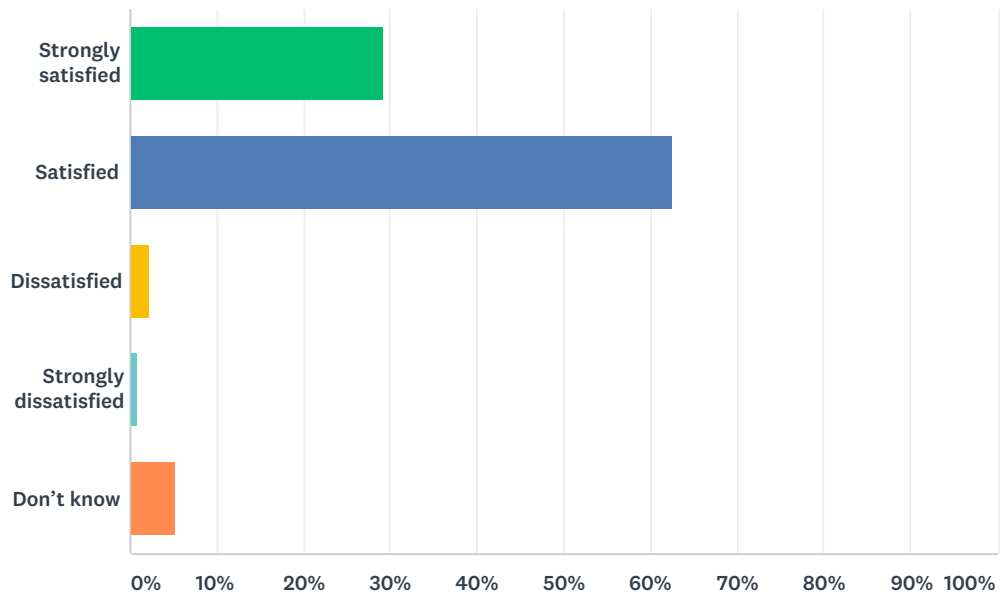
Answered: 351 Skipped: 11



ANSWER CHOICES	RESPONSES	
Improved	43.30%	152
Stayed the same	47.86%	168
Declined	2.28%	8
Don't know	1.42%	5
Not applicable	5.13%	18
TOTAL		351

Q19 How satisfied are you with the opportunity to be involved in decisions at your child's school?

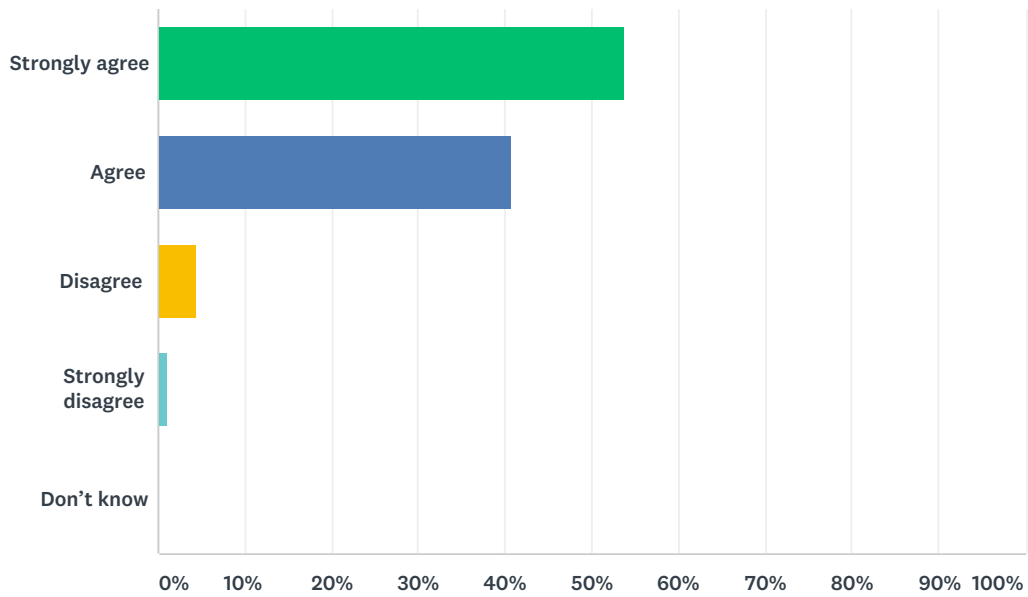
Answered: 349 Skipped: 13



ANSWER CHOICES	RESPONSES	
Strongly satisfied	29.23%	102
Satisfied	62.46%	218
Dissatisfied	2.29%	8
Strongly dissatisfied	0.86%	3
Don't know	5.16%	18
TOTAL		349

Q20 The school keeps me informed about my child's progress and achievement.

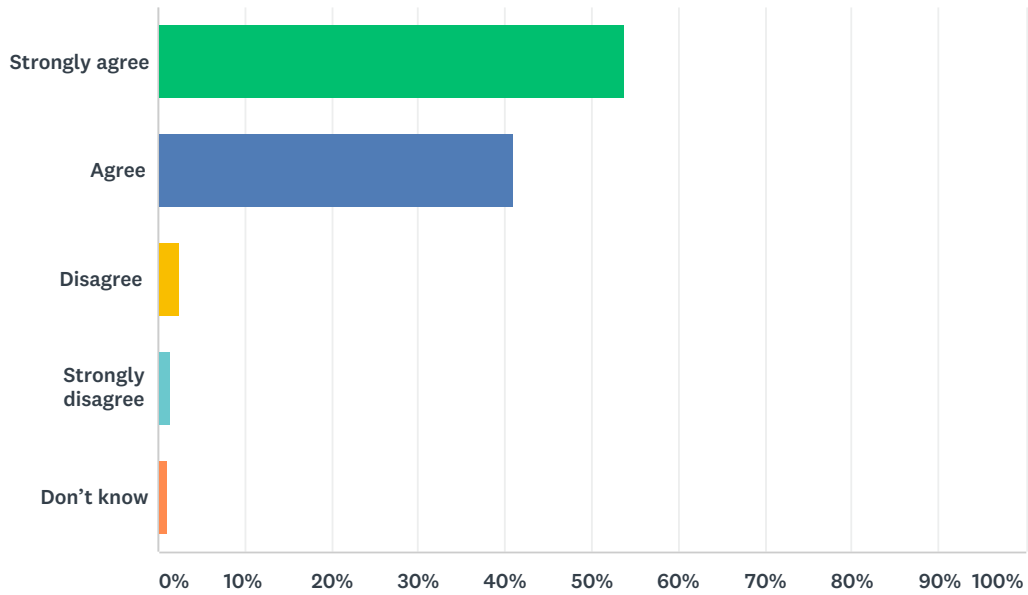
Answered: 348 Skipped: 14



ANSWER CHOICES	RESPONSES	
Strongly agree	53.74%	187
Agree	40.80%	142
Disagree	4.31%	15
Strongly disagree	1.15%	4
Don't know	0.00%	0
TOTAL		348

Q21 There is open and honest communication within my child's school.

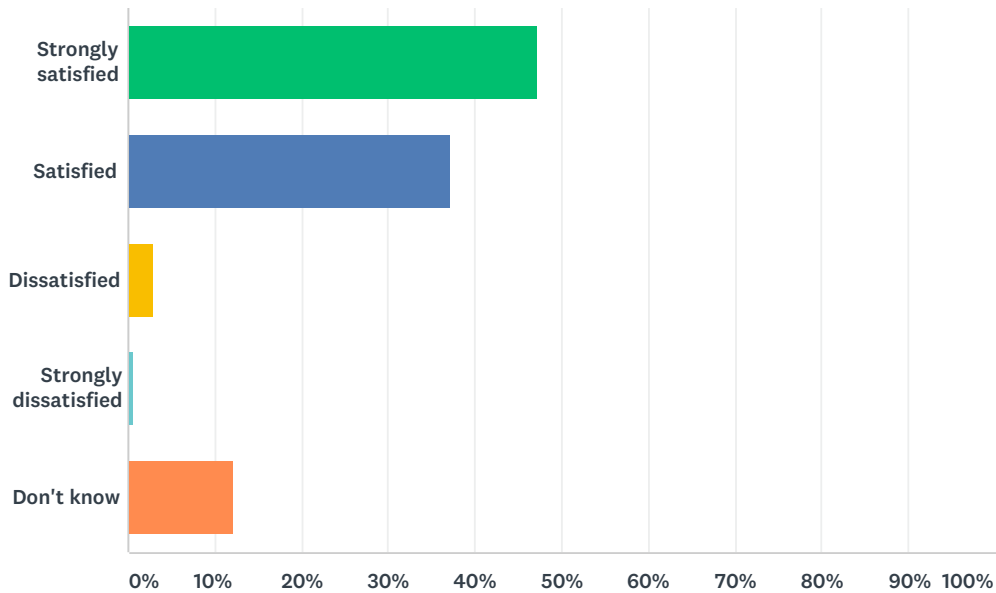
Answered: 348 Skipped: 14



ANSWER CHOICES	RESPONSES	
Strongly agree	53.74%	187
Agree	41.09%	143
Disagree	2.59%	9
Strongly disagree	1.44%	5
Don't know	1.15%	4
TOTAL		348

Q22 How satisfied are you with the community partnerships that may be established at your school? For example: Saffron, KEYS program, Green Certificate, lunch programs, after-school programs, RAP, Tools for School, Scratch Day, Entrepreneurial Adventure, scholarships/grants, etc.

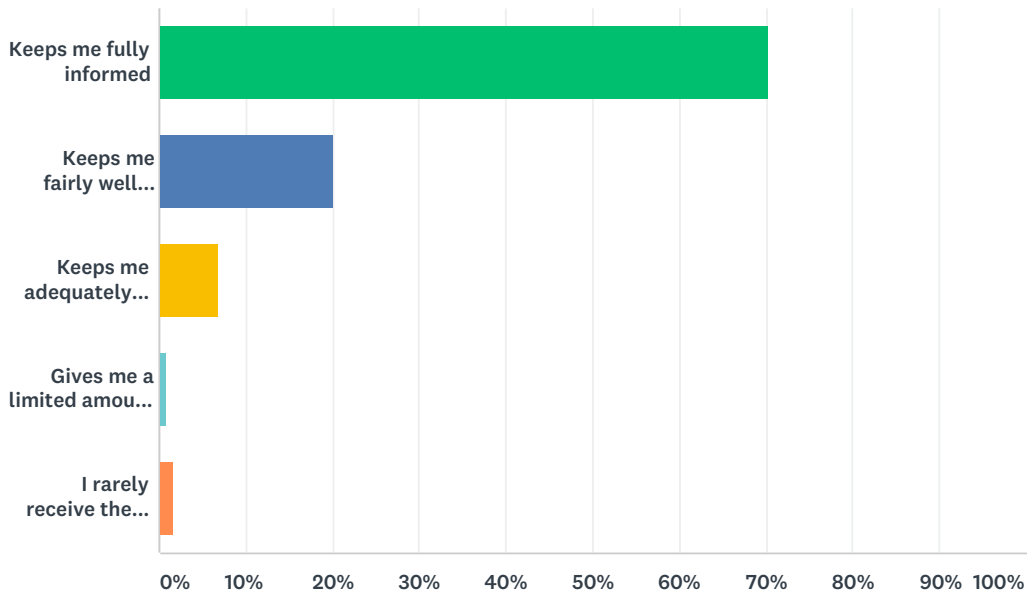
Answered: 349 Skipped: 13



ANSWER CHOICES	RESPONSES	
Strongly satisfied	47.28%	165
Satisfied	37.25%	130
Dissatisfied	2.87%	10
Strongly dissatisfied	0.57%	2
Don't know	12.03%	42
TOTAL		349

Q23 Elk Island Public Schools appreciates the opportunity to stay connected with parents about news, activities, programs and other matters of importance. What is your impression of the communication you receive from your child's school?

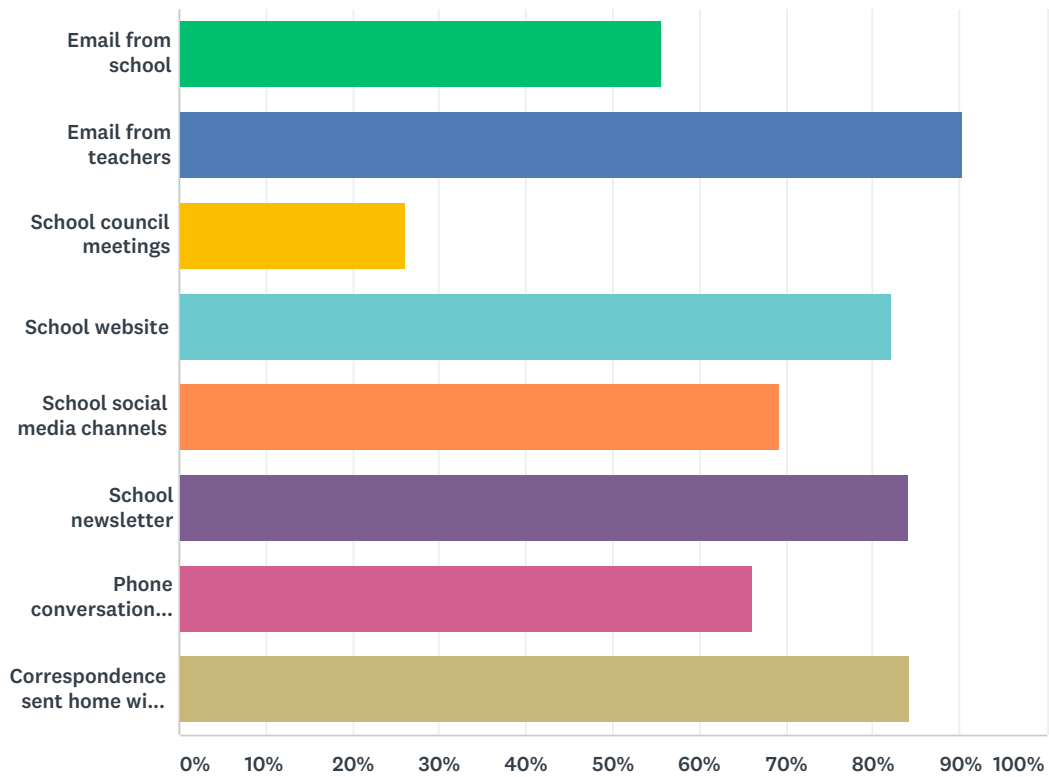
Answered: 347 Skipped: 15



ANSWER CHOICES	RESPONSES	
Keeps me fully informed	70.32%	244
Keeps me fairly well informed	20.17%	70
Keeps me adequately informed	6.92%	24
Gives me a limited amount of information	0.86%	3
I rarely receive the information I need	1.73%	6
TOTAL		347

Q24 Do you regularly make use of the following to keep up to date on school activities, programs, etc.? Check all that apply.

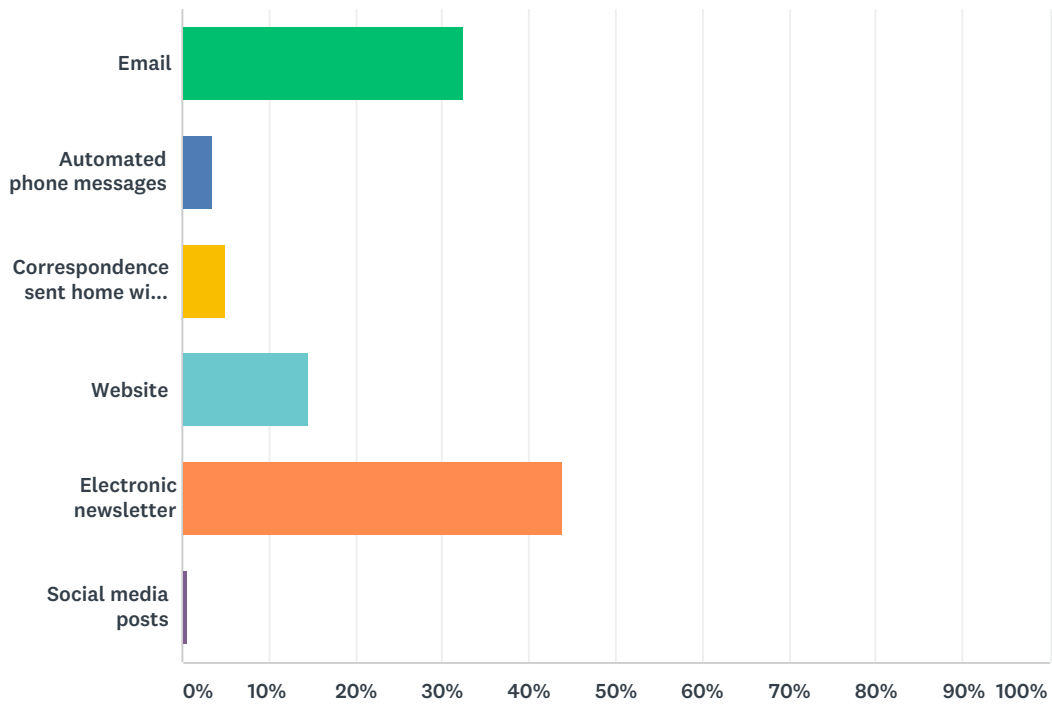
Answered: 345 Skipped: 17



ANSWER CHOICES	RESPONSES
Email from school	55.65% 192
Email from teachers	90.43% 312
School council meetings	26.09% 90
School website	82.32% 284
School social media channels	69.28% 239
School newsletter	84.06% 290
Phone conversations with the school or teachers	66.09% 228
Correspondence sent home with your child	84.35% 291
Total Respondents: 345	

Q25 What is your most preferred method of communication from the school and Division?

Answered: 343 Skipped: 19

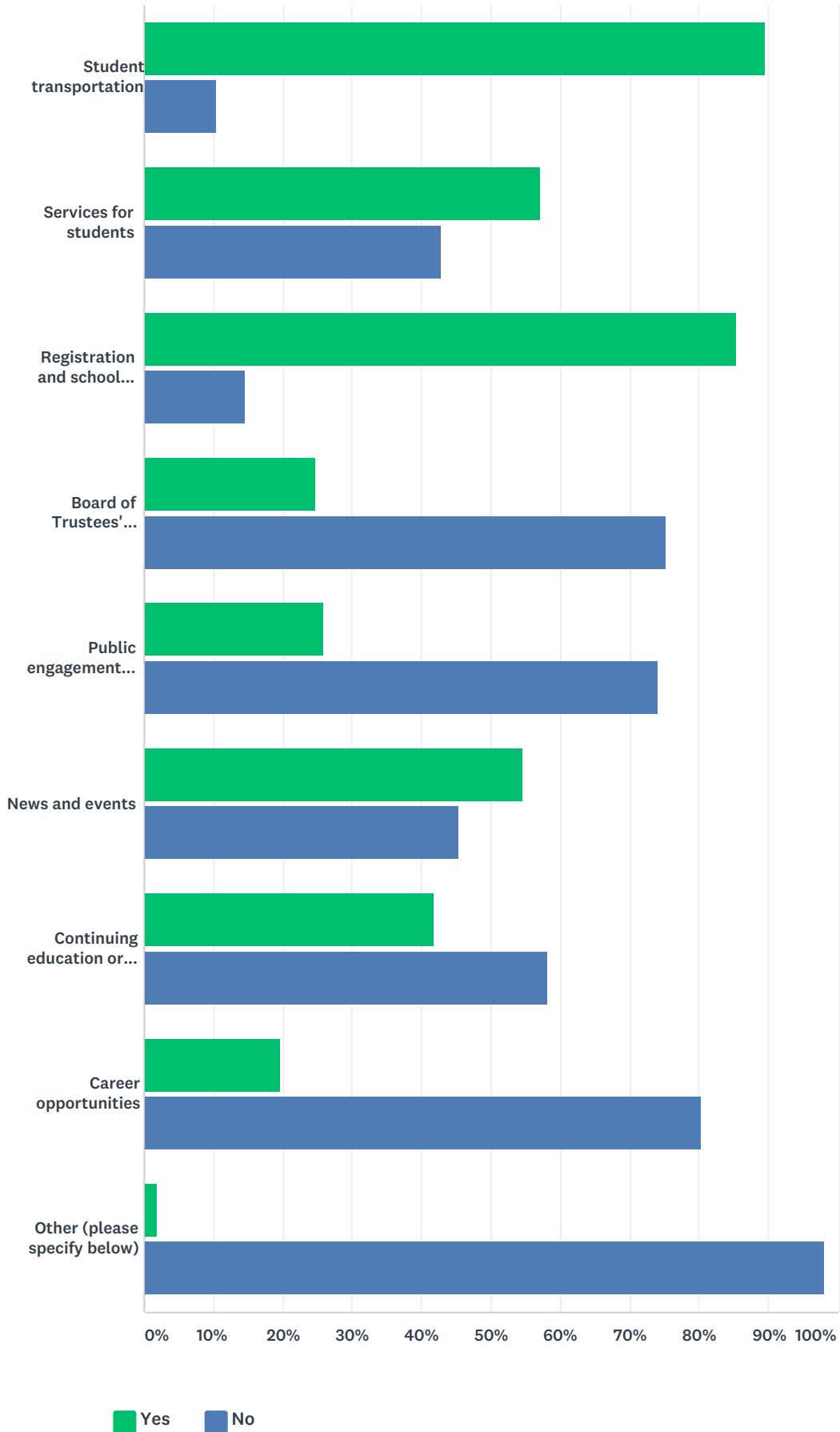


ANSWER CHOICES	RESPONSES	
Email	32.36%	111
Automated phone messages	3.50%	12
Correspondence sent home with your child	4.96%	17
Website	14.58%	50
Electronic newsletter	44.02%	151
Social media posts	0.58%	2
TOTAL		343

Q26 Do you visit the Division website (www.eips.ca) for information on:

Answered: 346 Skipped: 16

EIPS Parent Survey 2018-19



Yes No

	YES	NO	TOTAL	WEIGHTED AVERAGE
--	-----	----	-------	------------------

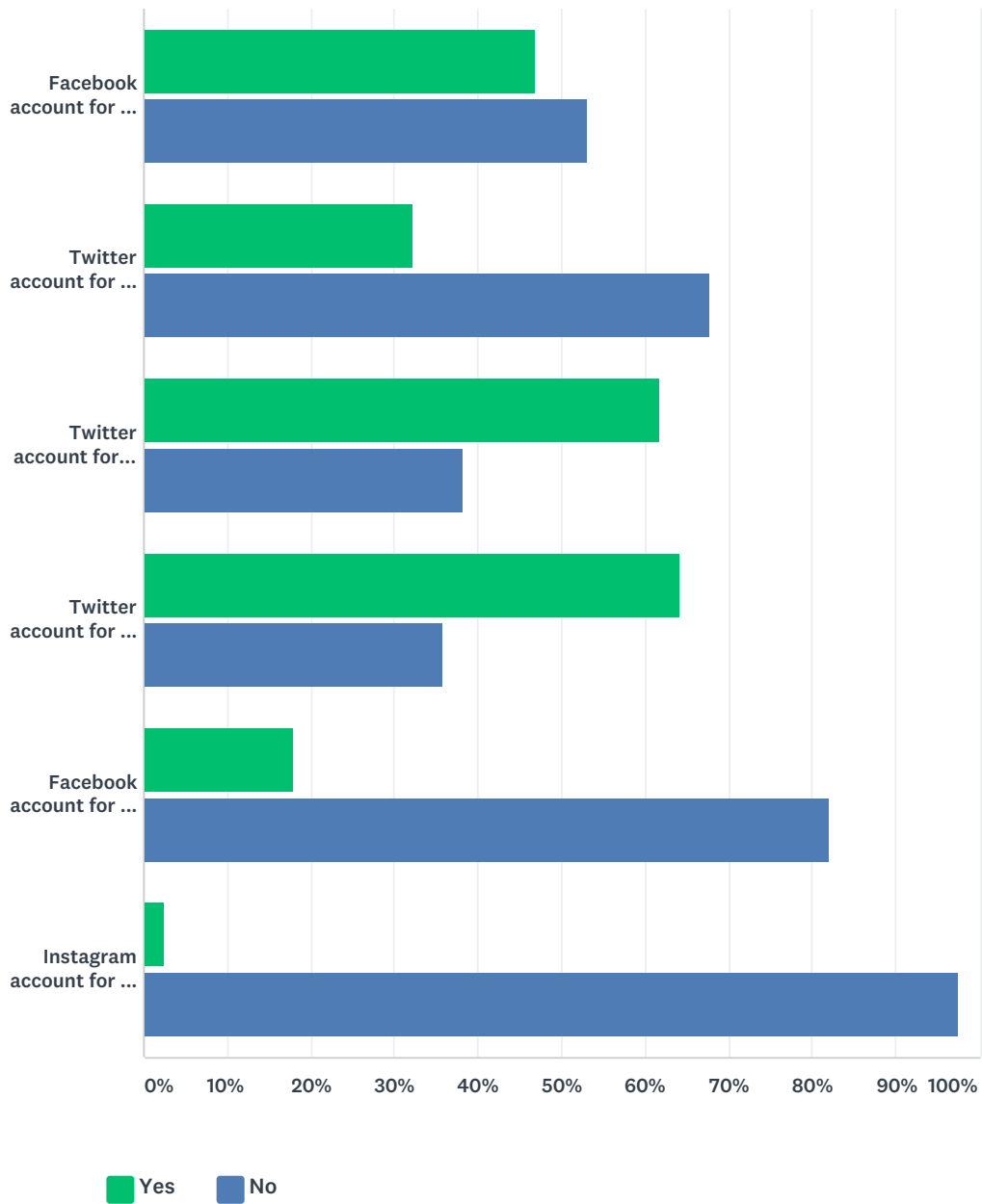
EIPS Parent Survey 2018-19

Student transportation	89.60% 310	10.40% 36	346	1.90
Services for students	57.02% 195	42.98% 147	342	1.57
Registration and school boundaries	85.34% 291	14.66% 50	341	1.85
Board of Trustees' meetings	24.78% 84	75.22% 255	339	1.25
Public engagement initiatives	25.89% 87	74.11% 249	336	1.26
News and events	54.55% 186	45.45% 155	341	1.55
Continuing education or summer courses	41.81% 143	58.19% 199	342	1.42
Career opportunities	19.59% 67	80.41% 275	342	1.20
Other (please specify below)	1.94% 2	98.06% 101	103	1.02

#	OTHER:	DATE
1	[REDACTED]	3/13/2019 2:30 PM
2	EIPS Calendars	3/12/2019 11:53 AM
3	school calendar	3/12/2019 11:46 AM

Q27 The Division and schools often share news and information on social media. Do you follow:

Answered: 345 Skipped: 17



	YES	NO	TOTAL	WEIGHTED AVERAGE
Facebook account for the Division (Facebook.com/ElkIslandPublicSchools)	46.94% 161	53.06% 182	343	1.47
Twitter account for the Division (@eips)	32.26% 110	67.74% 231	341	1.32
Twitter account for EIPS Student Transportation (@eipsST)	61.65% 209	38.35% 130	339	1.62
Twitter account for my child's school	64.22% 219	35.78% 122	341	1.64

EIPS Parent Survey 2018-19

Facebook account for my child's school, if applicable	17.96%	82.04%		
	60	274	334	1.18
<hr/>				
Instagram account for my child's school, if applicable	2.44%	97.56%		
	8	320	328	1.02