

Q1 Please indicate the school your child attends.

Answered: 296 Skipped: 0



EIPS Parent Survey 2017-18



ANSWER CHOICES	RESPONSES
A.L. Horton Elementary	0.00% 0

EIPS Parent Survey 2017-18

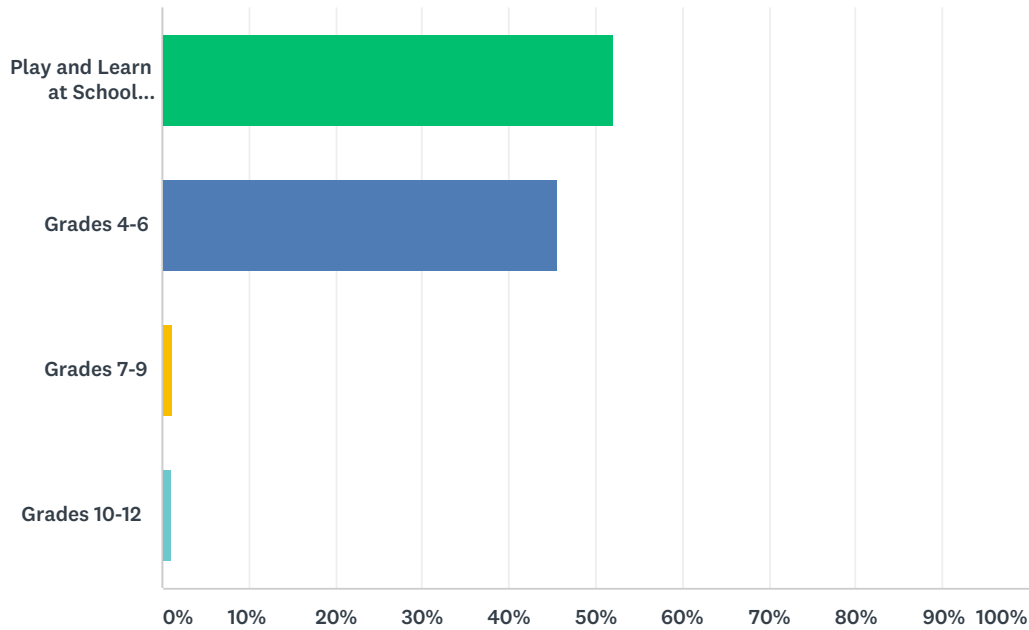
Andrew School	0.00%	0
Ardrossan Elementary	100.00%	296
Ardrossan Junior Senior High	0.00%	0
Bev Facey Community High	0.00%	0
Brentwood Elementary	0.00%	0
Bruderheim School	0.00%	0
Clover Bar Junior High	0.00%	0
École Campbelltown	0.00%	0
École Parc Élémentaire	0.00%	0
F.R. Haythorne Junior High	0.00%	0
Fort Saskatchewan Christian	0.00%	0
Fort Saskatchewan Elementary	0.00%	0
Fort Saskatchewan Senior High	0.00%	0
Fultonvale Elementary Junior High	0.00%	0
Glen Allan Elementary	0.00%	0
James Mowat Elementary	0.00%	0
Lakeland Ridge	0.00%	0
Lamont Elementary	0.00%	0
Lamont High	0.00%	0
Mills Haven Elementary	0.00%	0
Mundare School	0.00%	0
Next Step/Outreach	0.00%	0
Pine Street Elementary	0.00%	0
Rudolph Hennig Junior High	0.00%	0
Salisbury Composite High	0.00%	0
Sherwood Heights Junior High	0.00%	0
SouthPointe School	0.00%	0
Strathcona Christian Academy Elementary	0.00%	0
Strathcona Christian Academy Secondary	0.00%	0
Uncas Elementary	0.00%	0
Vegreville Composite High	0.00%	0
Wes Hosford Elementary	0.00%	0
Westboro Elementary	0.00%	0
Win Ferguson Elementary	0.00%	0

EIPS Parent Survey 2017-18

Woodbridge Farms Elementary	0.00%	0
Wye Elementary	0.00%	0
TOTAL		296

Q2 Please indicate your child's grade.

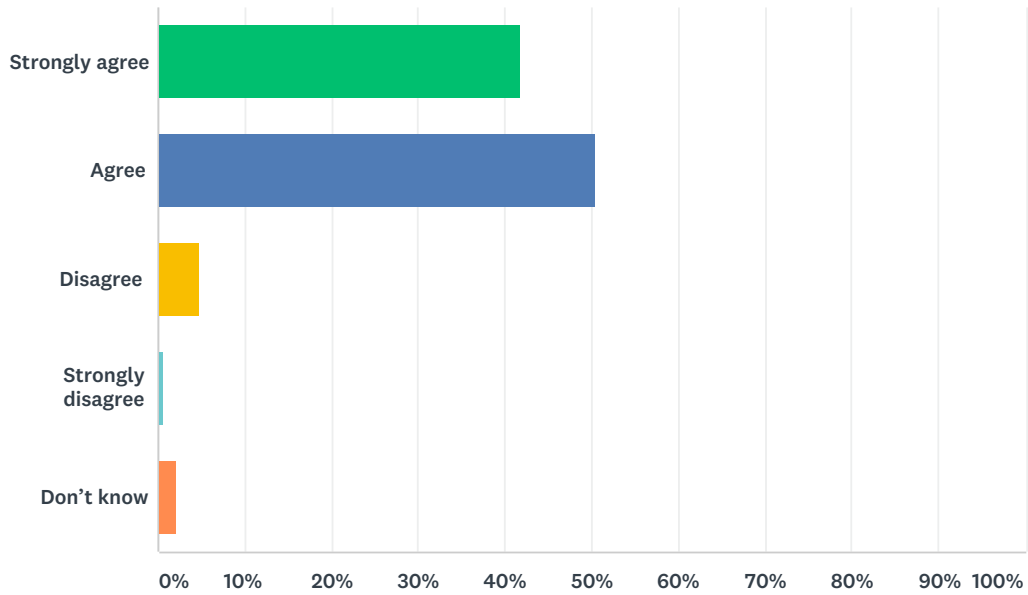
Answered: 296 Skipped: 0



ANSWER CHOICES	RESPONSES	
Play and Learn at School (PALS)KindergartenGrades 1-3	52.03%	154
Grades 4-6	45.61%	135
Grades 7-9	1.35%	4
Grades 10-12	1.01%	3
TOTAL		296

Q3 My child's individual needs are met.

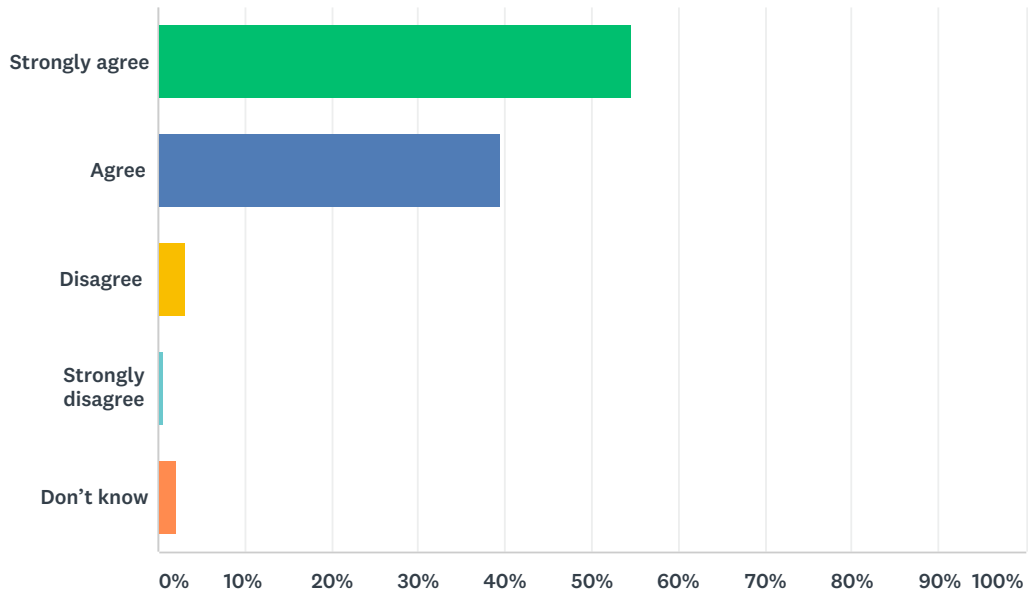
Answered: 289 Skipped: 7



ANSWER CHOICES	RESPONSES	
Strongly agree	41.87%	121
Agree	50.52%	146
Disagree	4.84%	14
Strongly disagree	0.69%	2
Don't know	2.08%	6
TOTAL		289

Q4 My child is encouraged at school to do his or her best.

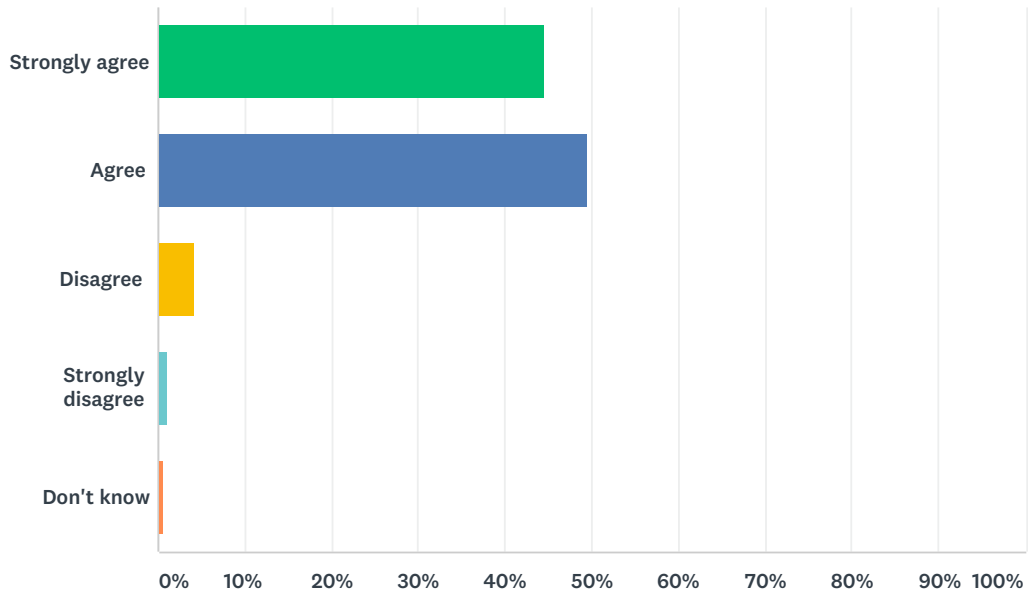
Answered: 289 Skipped: 7



ANSWER CHOICES	RESPONSES	
Strongly agree	54.67%	158
Agree	39.45%	114
Disagree	3.11%	9
Strongly disagree	0.69%	2
Don't know	2.08%	6
TOTAL		289

Q5 My child is demonstrating growth in literacy.

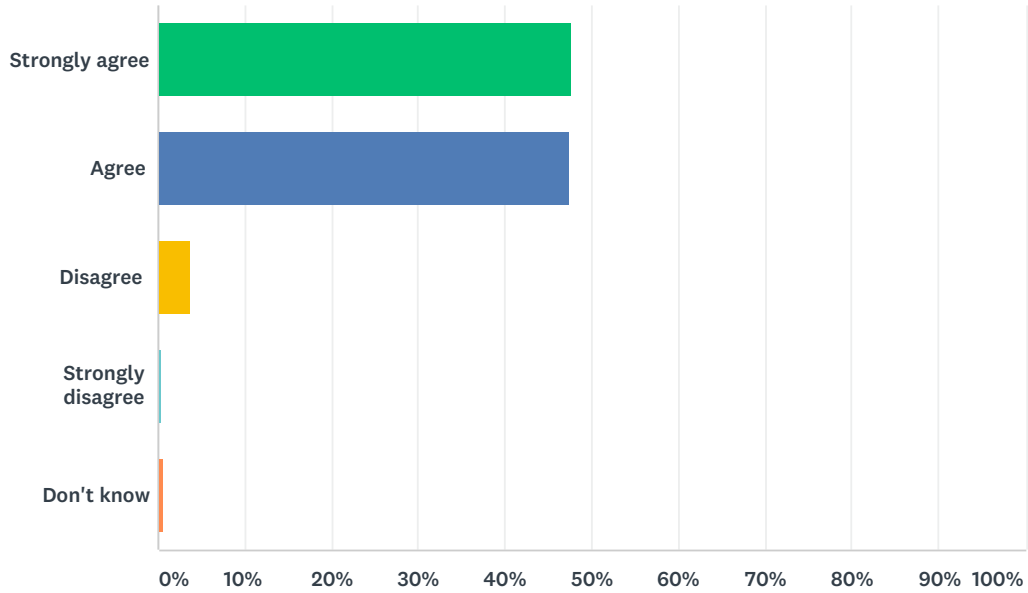
Answered: 289 Skipped: 7



ANSWER CHOICES	RESPONSES	
Strongly agree	44.64%	129
Agree	49.48%	143
Disagree	4.15%	12
Strongly disagree	1.04%	3
Don't know	0.69%	2
TOTAL		289

Q6 My child is demonstrating growth in numeracy.

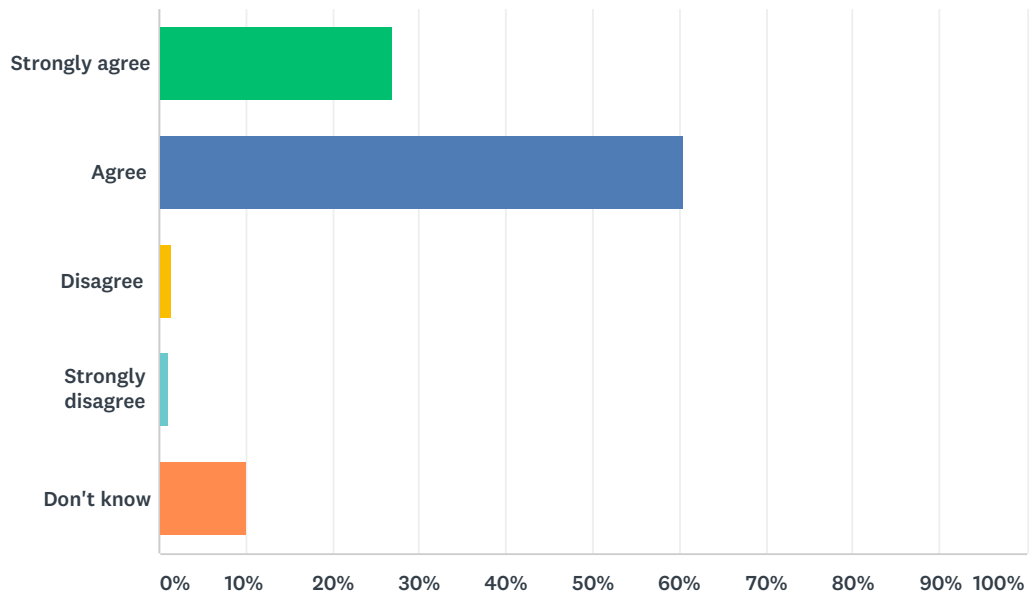
Answered: 289 Skipped: 7



ANSWER CHOICES	RESPONSES	
Strongly agree	47.75%	138
Agree	47.40%	137
Disagree	3.81%	11
Strongly disagree	0.35%	1
Don't know	0.69%	2
TOTAL		289

Q7 My child has an understanding of First Nations, Métis and Inuit culture and history.

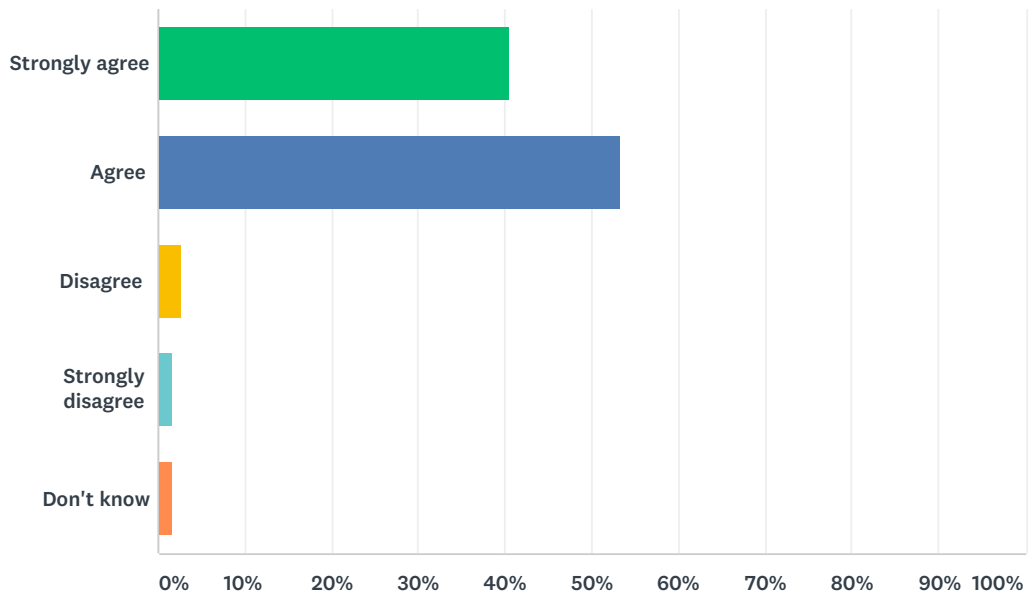
Answered: 289 Skipped: 7



ANSWER CHOICES	RESPONSES	
Strongly agree	26.99%	78
Agree	60.55%	175
Disagree	1.38%	4
Strongly disagree	1.04%	3
Don't know	10.03%	29
TOTAL		289

Q8 My child is being taught knowledge, skills and attitudes necessary to be successful in life.

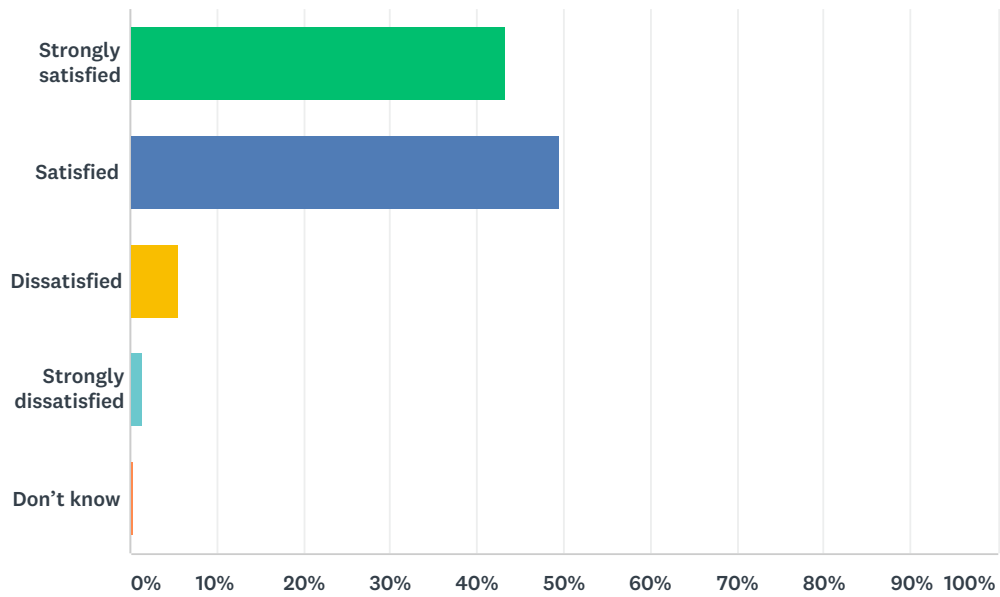
Answered: 289 Skipped: 7



ANSWER CHOICES	RESPONSES	
Strongly agree	40.48%	117
Agree	53.29%	154
Disagree	2.77%	8
Strongly disagree	1.73%	5
Don't know	1.73%	5
TOTAL		289

Q9 How satisfied are you with the quality of education your child is receiving at his or her school?

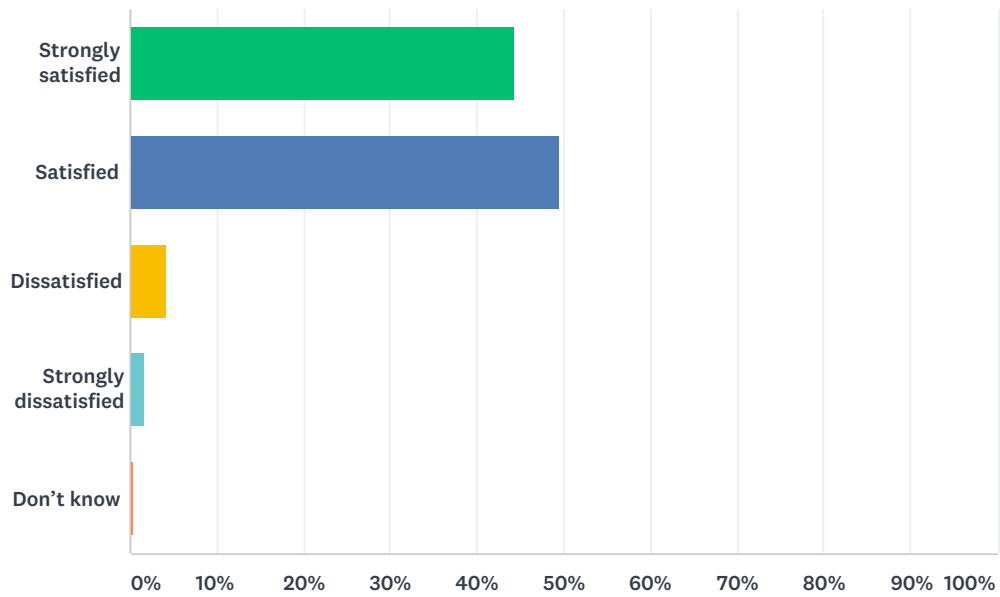
Answered: 287 Skipped: 9



ANSWER CHOICES	RESPONSES	
Strongly satisfied	43.21%	124
Satisfied	49.48%	142
Dissatisfied	5.57%	16
Strongly dissatisfied	1.39%	4
Don't know	0.35%	1
TOTAL		287

Q10 How satisfied are you with the quality of teaching at your child's school?

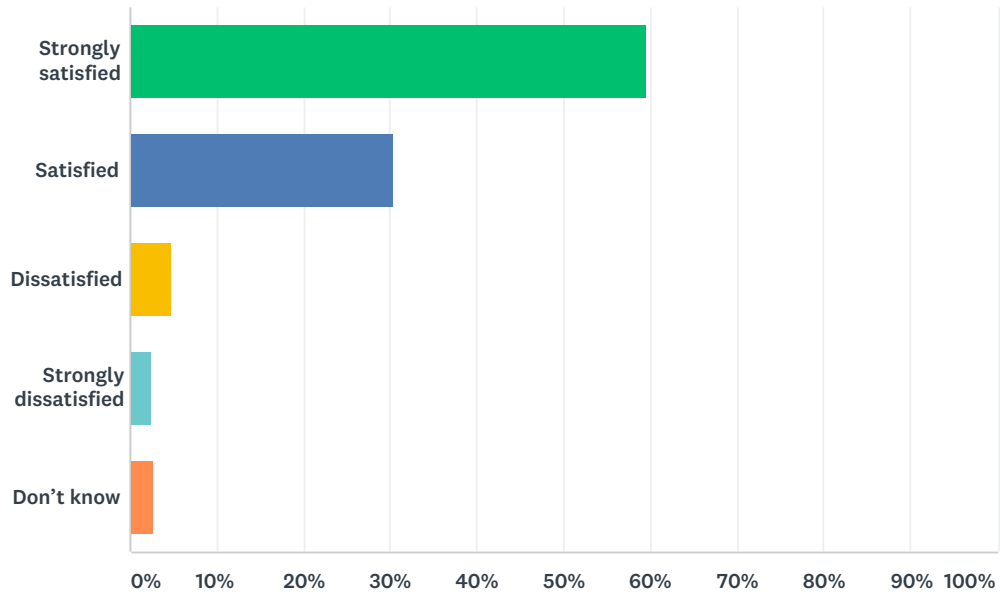
Answered: 287 Skipped: 9



ANSWER CHOICES	RESPONSES	
Strongly satisfied	44.25%	127
Satisfied	49.48%	142
Dissatisfied	4.18%	12
Strongly dissatisfied	1.74%	5
Don't know	0.35%	1
TOTAL		287

Q11 How satisfied are you with the leadership in your child's school?

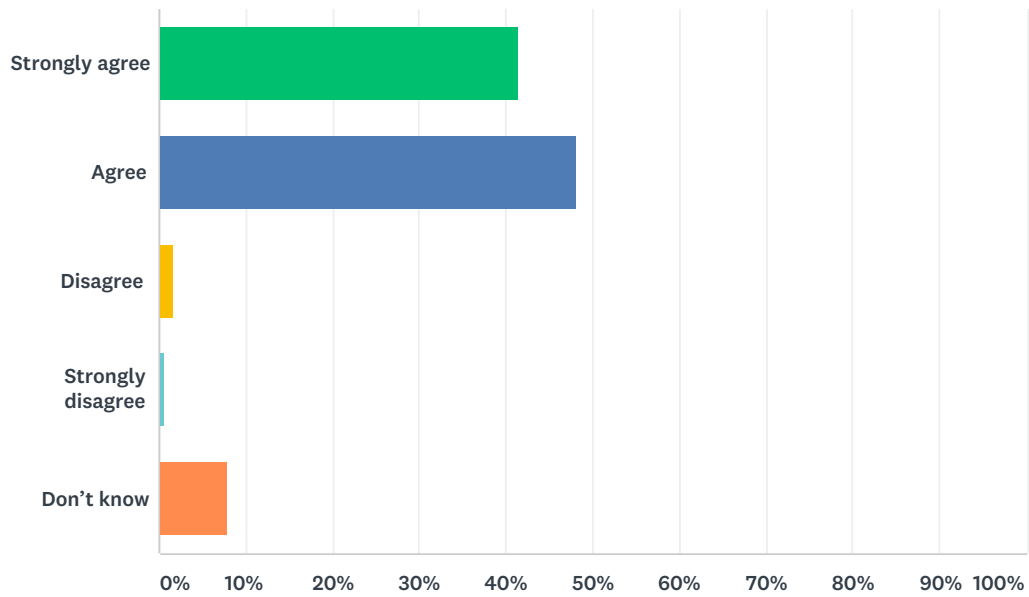
Answered: 287 Skipped: 9



ANSWER CHOICES	RESPONSES	
Strongly satisfied	59.58%	171
Satisfied	30.31%	87
Dissatisfied	4.88%	14
Strongly dissatisfied	2.44%	7
Don't know	2.79%	8
TOTAL		287

Q12 The rights and responsibilities of citizenship are reinforced in my child's school.

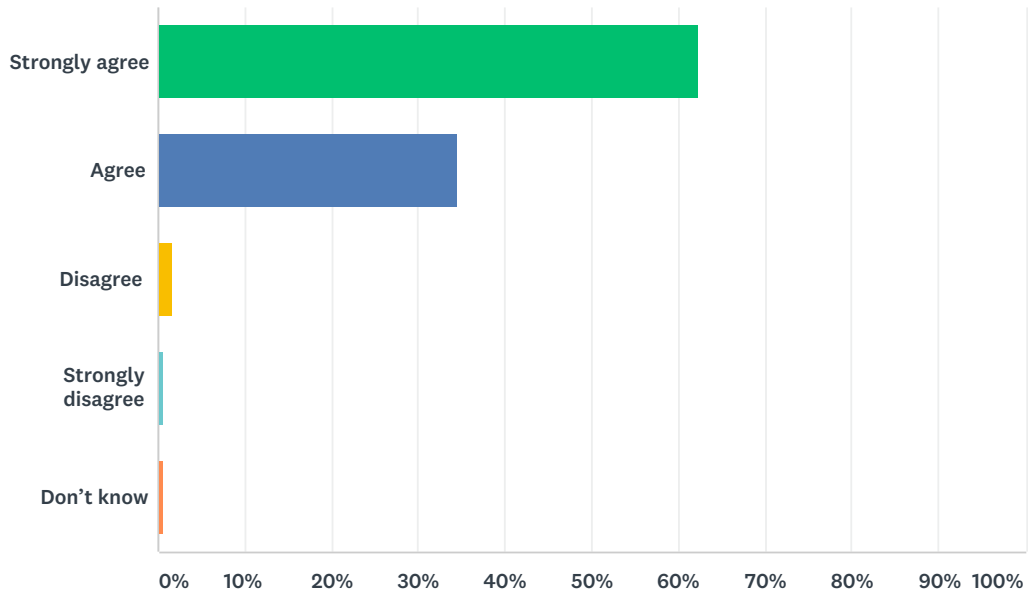
Answered: 287 Skipped: 9



ANSWER CHOICES	RESPONSES	
Strongly agree	41.46%	119
Agree	48.08%	138
Disagree	1.74%	5
Strongly disagree	0.70%	2
Don't know	8.01%	23
TOTAL		287

Q13 The school staff care about my child.

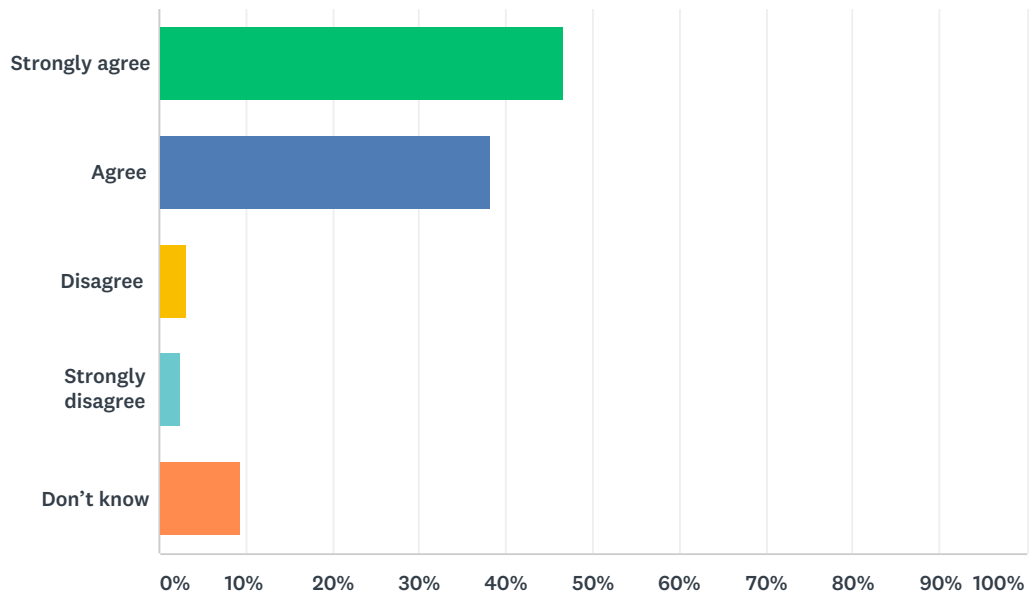
Answered: 287 Skipped: 9



ANSWER CHOICES	RESPONSES	
Strongly agree	62.37%	179
Agree	34.49%	99
Disagree	1.74%	5
Strongly disagree	0.70%	2
Don't know	0.70%	2
TOTAL		287

Q14 Discipline is handled in a fair and reasonable manner in my child's school.

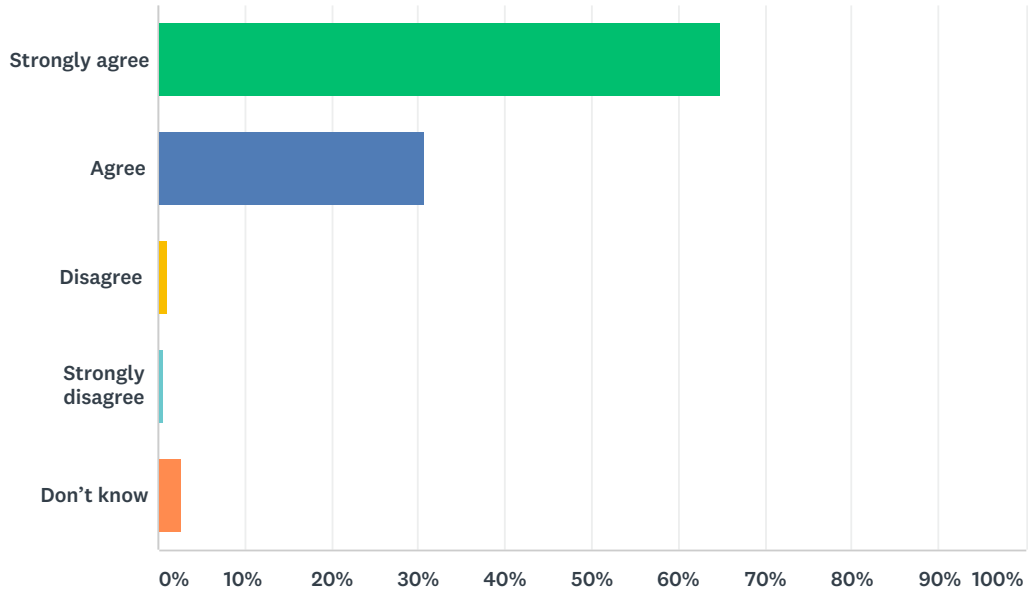
Answered: 287 Skipped: 9



ANSWER CHOICES	RESPONSES	
Strongly agree	46.69%	134
Agree	38.33%	110
Disagree	3.14%	9
Strongly disagree	2.44%	7
Don't know	9.41%	27
TOTAL		287

Q15 My child's school is safe.

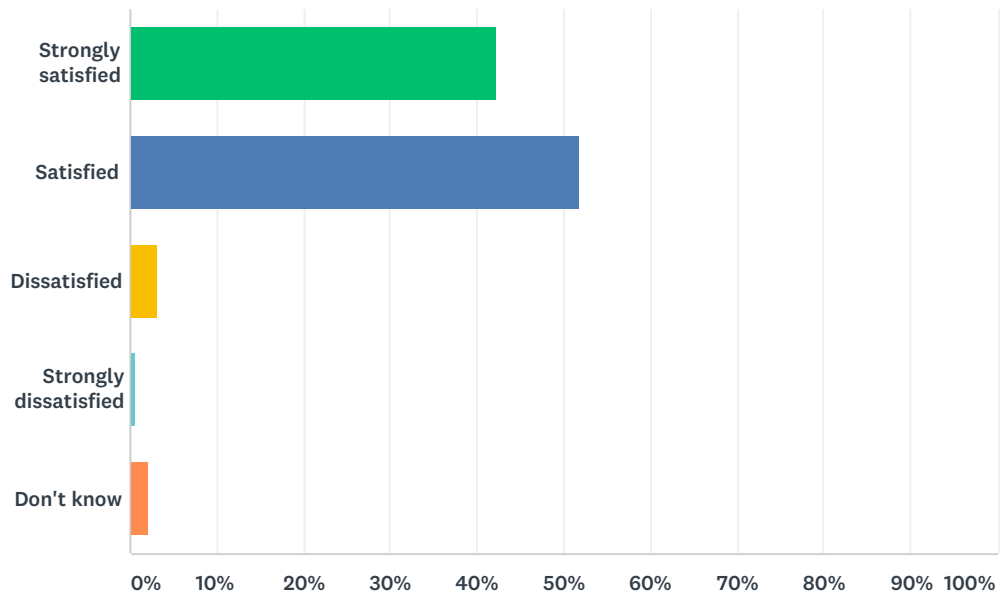
Answered: 287 Skipped: 9



ANSWER CHOICES	RESPONSES	
Strongly agree	64.81%	186
Agree	30.66%	88
Disagree	1.05%	3
Strongly disagree	0.70%	2
Don't know	2.79%	8
TOTAL		287

Q16 How satisfied are you with the resources available to support your child's learning?

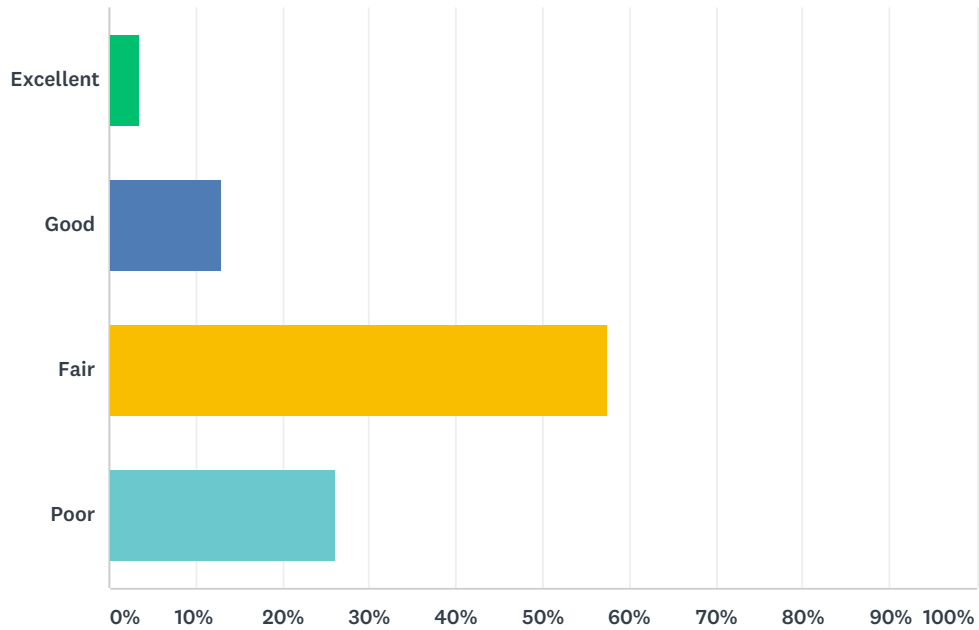
Answered: 287 Skipped: 9



ANSWER CHOICES	RESPONSES	
Strongly satisfied	42.16%	121
Satisfied	51.92%	149
Dissatisfied	3.14%	9
Strongly dissatisfied	0.70%	2
Don't know	2.09%	6
TOTAL		287

Q17 How would you rate the physical condition of your child's school?

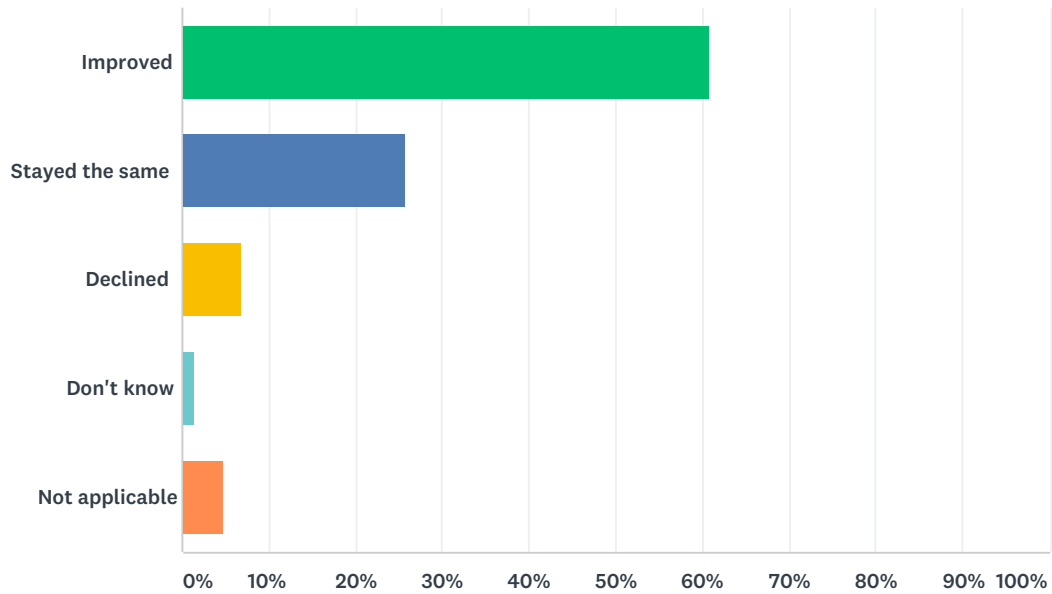
Answered: 287 Skipped: 9



ANSWER CHOICES	RESPONSES
Excellent	3.48% 10
Good	12.89% 37
Fair	57.49% 165
Poor	26.13% 75
TOTAL	287

Q18 In your opinion, has the quality of education your child has experienced at school improved, stayed the same or declined in the past three years?

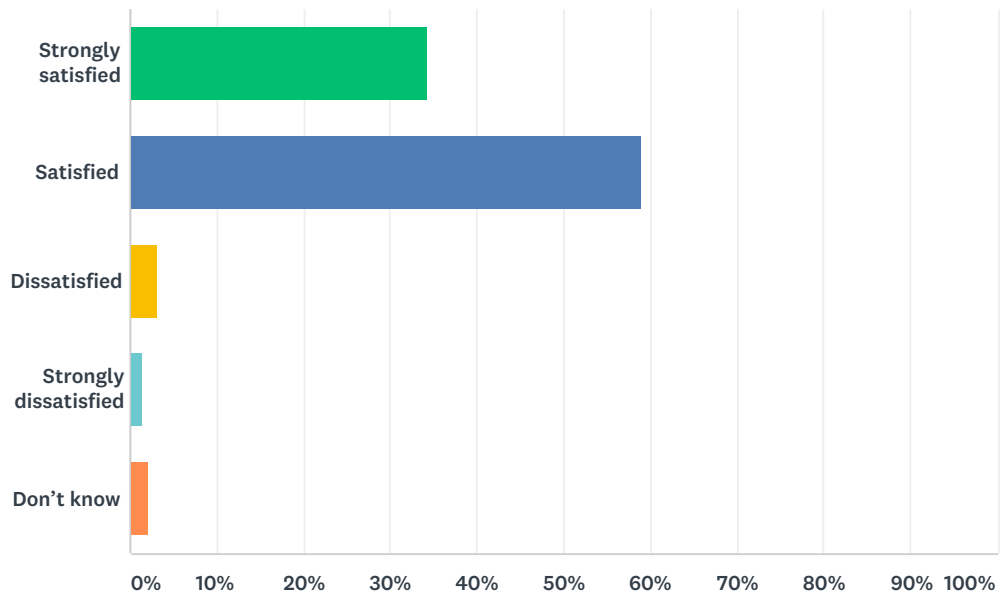
Answered: 287 Skipped: 9



ANSWER CHOICES	RESPONSES	
Improved	60.98%	175
Stayed the same	25.78%	74
Declined	6.97%	20
Don't know	1.39%	4
Not applicable	4.88%	14
TOTAL		287

Q19 How satisfied are you with the opportunity to be involved in decisions at your child's school?

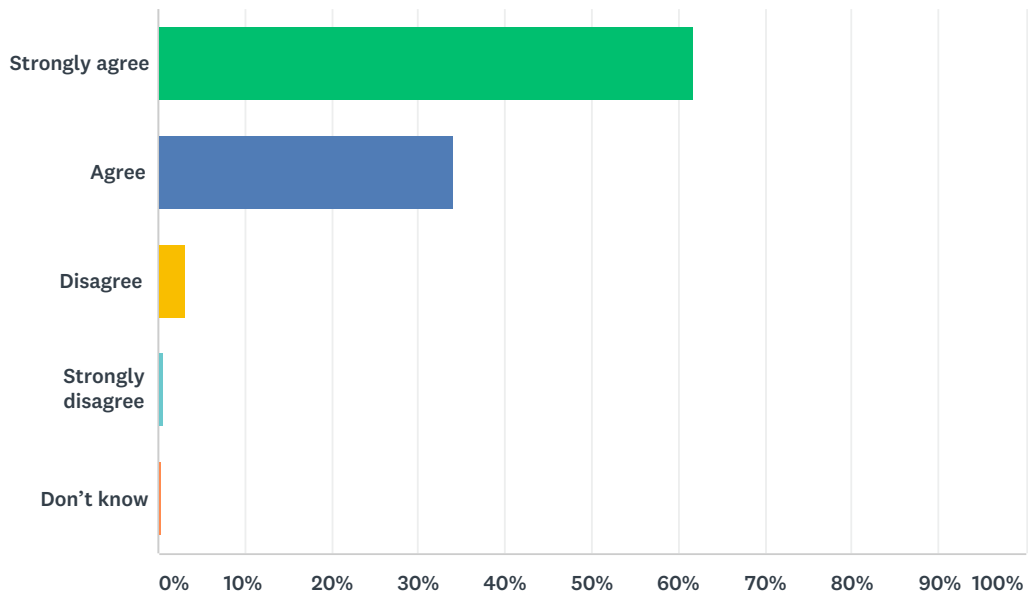
Answered: 285 Skipped: 11



ANSWER CHOICES	RESPONSES	
Strongly satisfied	34.39%	98
Satisfied	58.95%	168
Dissatisfied	3.16%	9
Strongly dissatisfied	1.40%	4
Don't know	2.11%	6
TOTAL		285

Q20 The school keeps me informed about my child's progress and achievement.

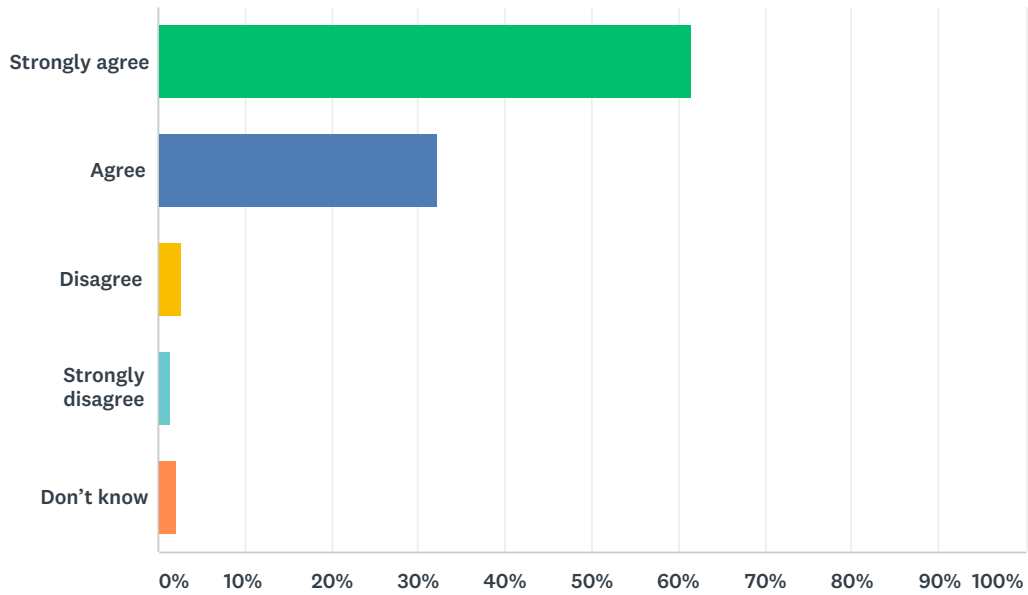
Answered: 285 Skipped: 11



ANSWER CHOICES	RESPONSES	
Strongly agree	61.75%	176
Agree	34.04%	97
Disagree	3.16%	9
Strongly disagree	0.70%	2
Don't know	0.35%	1
TOTAL		285

Q21 There is open and honest communication within my child's school.

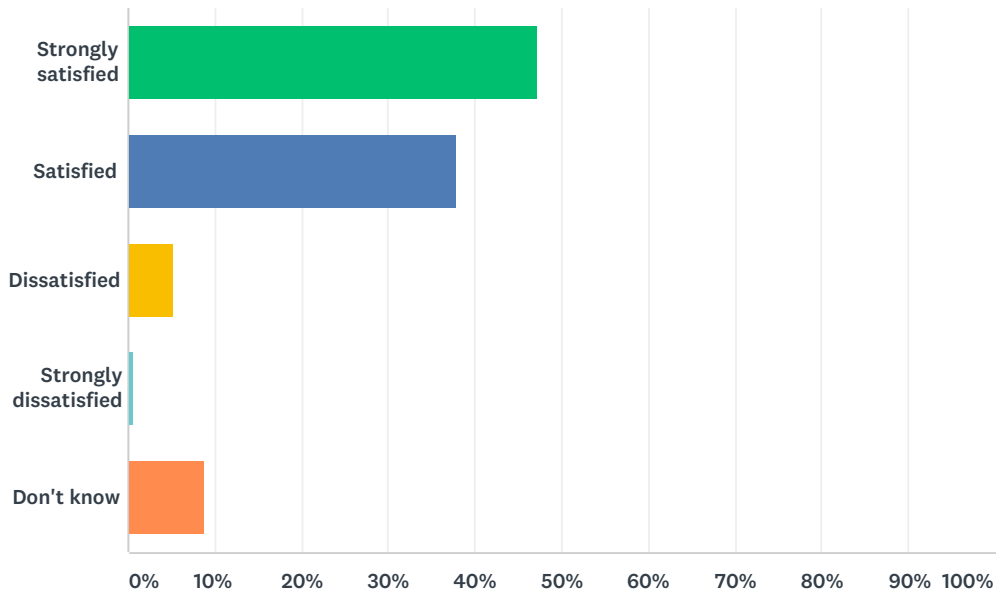
Answered: 285 Skipped: 11



ANSWER CHOICES	RESPONSES	
Strongly agree	61.40%	175
Agree	32.28%	92
Disagree	2.81%	8
Strongly disagree	1.40%	4
Don't know	2.11%	6
TOTAL		285

Q22 How satisfied are you with the community partnerships that may be established at your school? For example: Saffron, KEYS program, Green Certificate, lunch programs, after-school programs, RAP, Tools for School, Scratch Day, Entrepreneurial Adventure, scholarships/grants, etc.

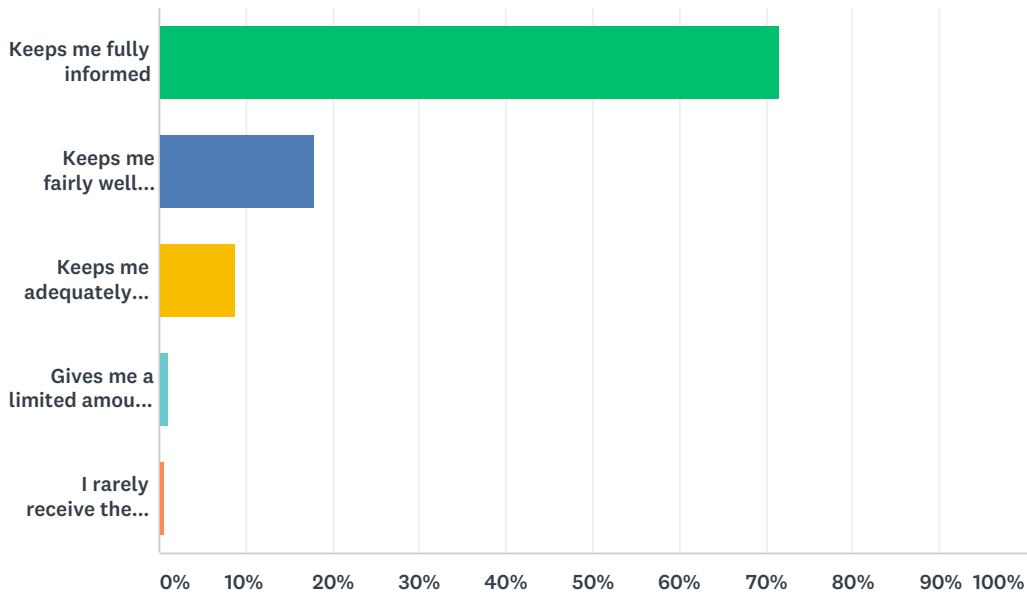
Answered: 285 Skipped: 11



ANSWER CHOICES	RESPONSES	
Strongly satisfied	47.37%	135
Satisfied	37.89%	108
Dissatisfied	5.26%	15
Strongly dissatisfied	0.70%	2
Don't know	8.77%	25
TOTAL		285

Q23 Elk Island Public Schools appreciates the opportunity to stay connected with parents about news, activities, programs and other matters of importance. What is your impression of the communication you receive from your child's school?

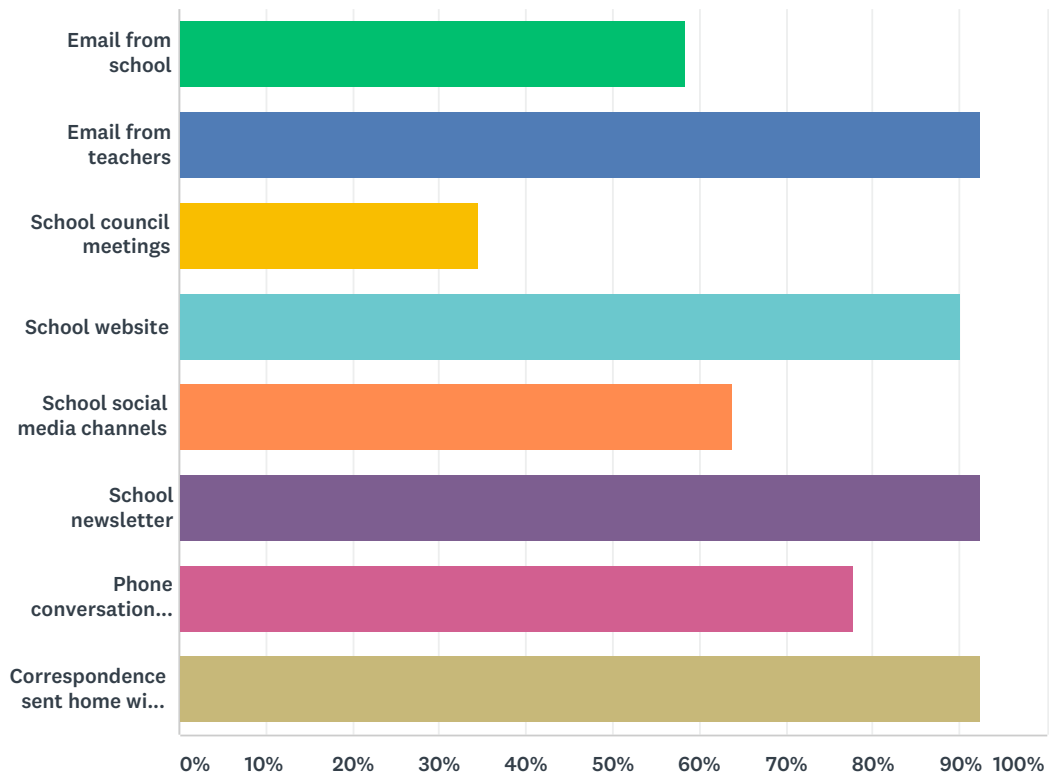
Answered: 285 Skipped: 11



ANSWER CHOICES	RESPONSES	
Keeps me fully informed	71.58%	204
Keeps me fairly well informed	17.89%	51
Keeps me adequately informed	8.77%	25
Gives me a limited amount of information	1.05%	3
I rarely receive the information I need	0.70%	2
TOTAL		285

Q24 Do you regularly make use of the following to keep up to date on school activities, programs, etc.? Check all that apply.

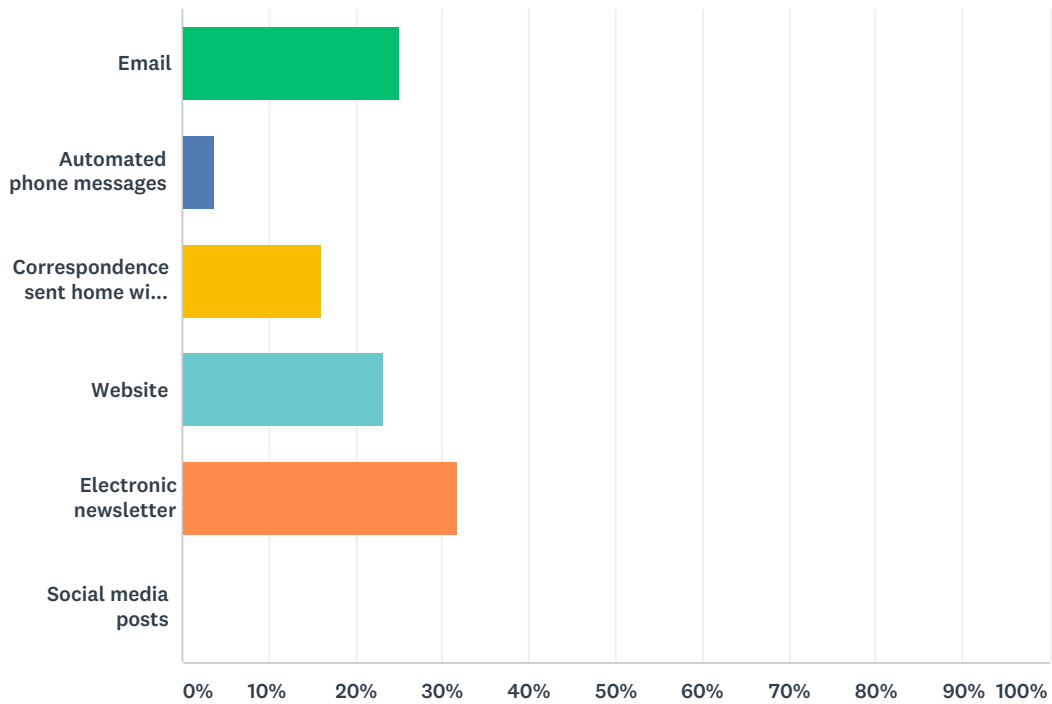
Answered: 266 Skipped: 30



ANSWER CHOICES	RESPONSES	
Email from school	58.27%	155
Email from teachers	92.48%	246
School council meetings	34.59%	92
School website	90.23%	240
School social media channels	63.91%	170
School newsletter	92.48%	246
Phone conversations with school and/or teachers	77.82%	207
Correspondence sent home with your child	92.48%	246
Total Respondents: 266		

Q25 What is your most preferred method of communication from the school and Division?

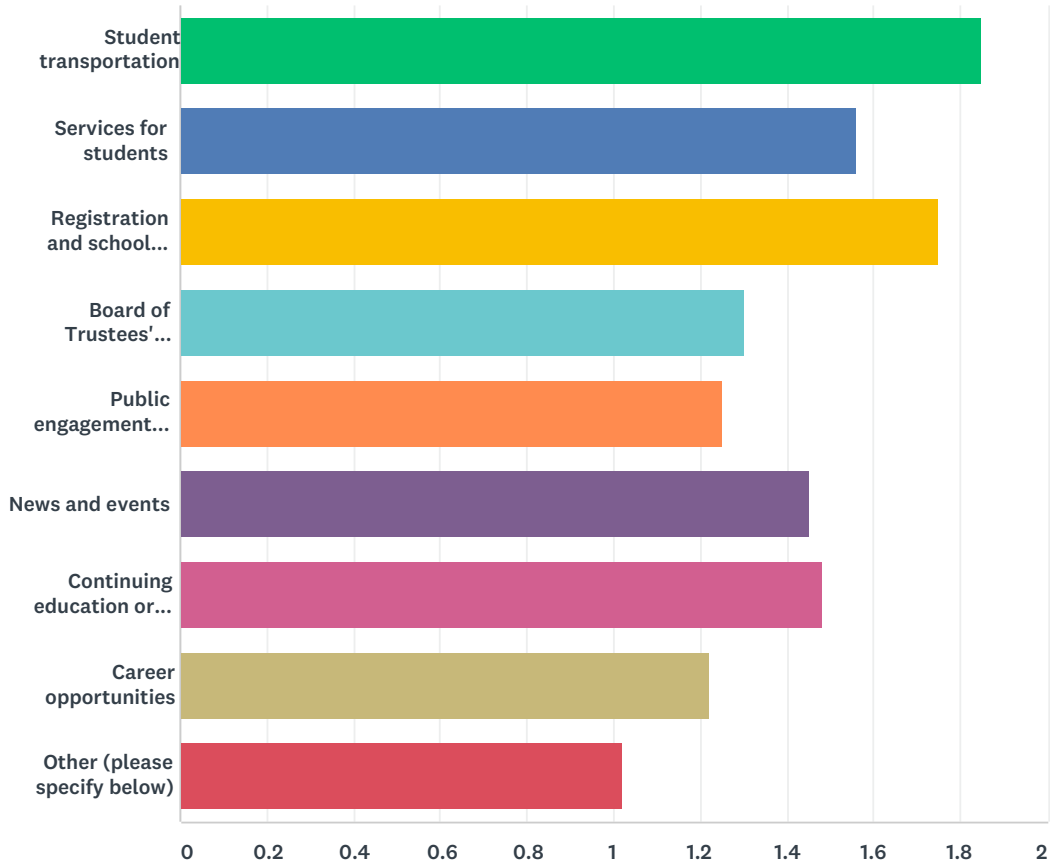
Answered: 267 Skipped: 29



ANSWER CHOICES	RESPONSES	
Email	25.09%	67
Automated phone messages	3.75%	10
Correspondence sent home with your child	16.10%	43
Website	23.22%	62
Electronic newsletter	31.84%	85
Social media posts	0.00%	0
TOTAL		267

Q26 Do you visit the Division website (www.eips.ca) for information on:

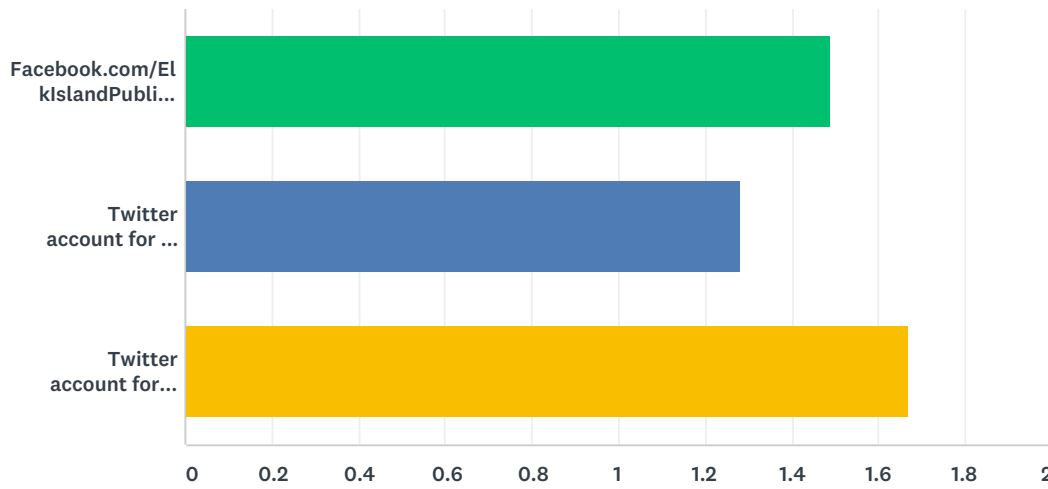
Answered: 267 Skipped: 29



	YES	NO	TOTAL	WEIGHTED AVERAGE
Student transportation	84.64% 226	15.36% 41	267	1.85
Services for students	55.81% 149	44.19% 118	267	1.56
Registration and school boundaries	74.53% 199	25.47% 68	267	1.75
Board of Trustees' meetings	30.34% 81	69.66% 186	267	1.30
Public engagement initiatives	25.09% 67	74.91% 200	267	1.25
News and events	44.94% 120	55.06% 147	267	1.45
Continuing education or summer courses	47.94% 128	52.06% 139	267	1.48
Career opportunities	22.47% 60	77.53% 207	267	1.22
Other (please specify below)	2.25% 6	97.75% 261	267	1.02

Q27 Elk Island Public Schools shares news and information on its social media channels. Do you follow:

Answered: 267 Skipped: 29



	YES	NO	TOTAL	WEIGHTED AVERAGE
Facebook.com/ElkIslandPublicSchools	49.44% 132	50.56% 135	267	1.49
Twitter account for the Division (@eips)	28.09% 75	71.91% 192	267	1.28
Twitter account for EIPS Student Transportation (@eipsST)	67.04% 179	32.96% 88	267	1.67